

THIS DRAWING AND SPECIFICATIONS, HEREIN, ARE THE PROPERTY OF INVENTEC CORPORATION AND SHALL NOT BE REPRODUCED, COPIED, OR USED IN WHOLE OR IN PART AS THE BASIS FOR THE MANUFACTURE OR SALE OF ITEMS WITHOUT WRITTEN PERMISSION, INVENTEC CORPORATION, 2012 ALL RIGHT RESERVED.

HSF Property: ROHS or Halogen-Free

# BANDIT M2 HD+

## MV BUILD

2013.01.04

2012/09/10	2012-ECO-017507	A
DATE	CHANGE NO.	REV

DRAWER				INVENTEC			
EE	DATE	POWER	DATE	TITLE			
xxx	21-OCT-2002	RAY CHEN	21-OCT-2002	MODEL PROJECT FUNCTION			
xxx	21-OCT-2002	RAY CHEN	21-OCT-2002	ULTRABOOK MAIN BOARD			
xxx	21-OCT-2002	RAY CHEN	21-OCT-2002				
xxx	21-OCT-2002	RAY CHEN	21-OCT-2002				
SIZE: A3				VER: A02	SIZE: A3	CODE: CS	DOC NUMBER: 1310000000-01-0
FILE TYPE: BANDIT.MB (1310000000-01-0)				REV: Y01			
PIN: ggggksc14102				SHEET: 1 of 60			

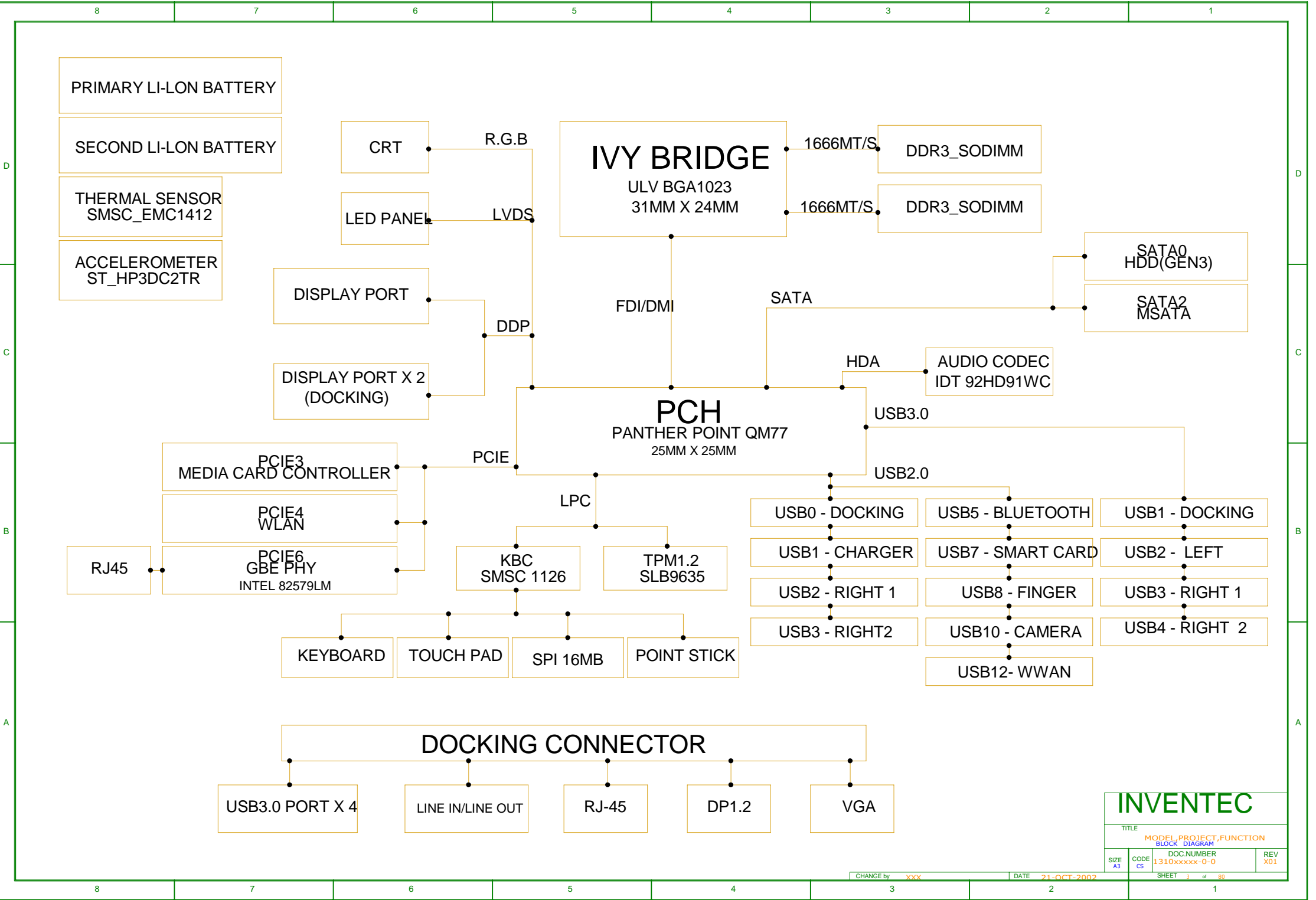
# TABLE OF CONTENTS

1. PROJECT NAME	23. IVY BRIDGE_1 (CLK,MISC,JTAG)	47. KEYBOARD
2. TABLE OF CONTENTS	24. IVY BRIDGE_2 (POWER)	48. TPM
3. BLOCK DIAGRAM	25. IVY BRIDGE_3 (DMI,DP,PEG,FDI)	49. LAN INTERFACE
4. SYSTEM POWER FLOW	26. IVY BRIDGE_4 (DDR3)	50. LAN RJ45 CNTR
5. SYSTEM POWER(CHARGER)	27. IVY BRIDGE_5 (GRAPHICS POWER)	51. WLAN
6. SYSTEM POWER(BATT SELECTOR)	28. IVY BRIDGE_6 (GND,RESERVED)	52. WWAN & SIM CARD
7. SYSTEM POWER(OCF)	29. DDR3_SO-DIMM0	53. DOCKING CNTR
8. SYSTEM POWER(P3V3A&P5V0A)	30. DDR3_SO-DIMM1	54. STICK POINT & B2B CNTR
8. SYSTEM POWER(P5V0A _CHG	31. PANTER POINT_1 (HDA,JTAG,SPI,SATA)	55. CODEC
10. SYSTEM POWER(P1V5)	32. PANTER POINT_2 (PCI-E,SMBUS,CLK)	56. EXT MIC AMP
11. SYSTEM POWER(P1V05M)	33. PANTER POINT_3 (DMI,FDI,GPIO)	57. JACK & USB3 CNTR
12. SYSTEM POWER(P1V05S)	34. PANTER POINT_4 (LVDS,DDI)	58. CARD READER
13. SYSTEM POWER(P1V8S)	35. PANTER POINT_5 (PCI,USB,NVRAM)	59. BUTTON LED
14. SYSTEM POWER(PVSA)	36. PANTER POINT_6 (GPIO,VSS_NCFT,RSVD)	60. SMART VARD & LED DB
15. SYSTEM POWER(PVCORE1)	37. PANTER POINT_7 (POWER)	61. MIC DB
16. SYSTEM POWER(PVCORE2)	38. PANTER POINT_8 (POWER)	62. SCREW
17. POWER TEST POINT	39. PANTER POINT_9 (GND)	63. EMI & RF SOLUTION
18. POWER PAD	40. CRT / DISPLAY PORT CNTR	64. SYSTEM SEQUENCE
19. POWER(SLEEP)	41. LCM & WEBCAM	
20. POWER(SEQUENCE)	42. SATA & MSATA CNTR	
21. XDP CONN	43. USB CNTR & USB CHARGER	
22. FAN & THERMAL	44. FINGER PRINTER CNTR	
	45. ACCELEMETOR	
	46. KBC / SPI	

INVENTEC

TITLE  
MODEL PROJECT FUNCTION  
TABLE OF CONTENTS

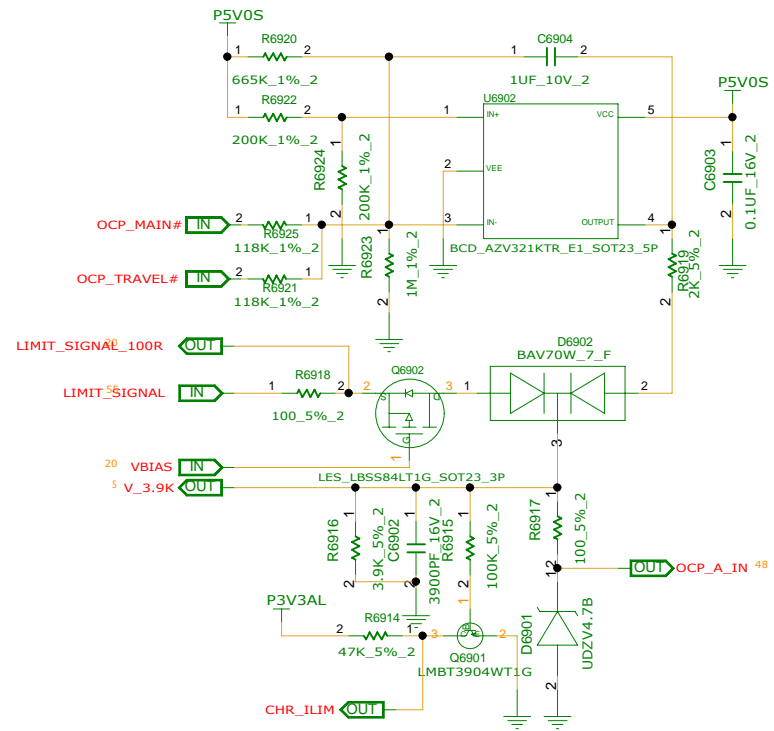
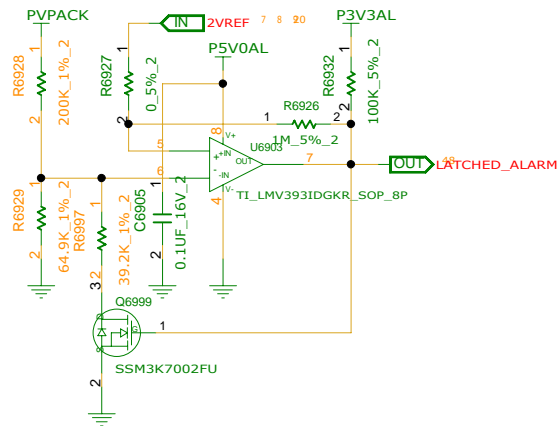
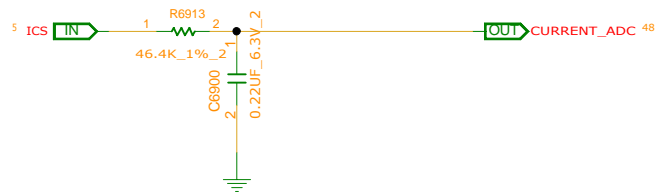
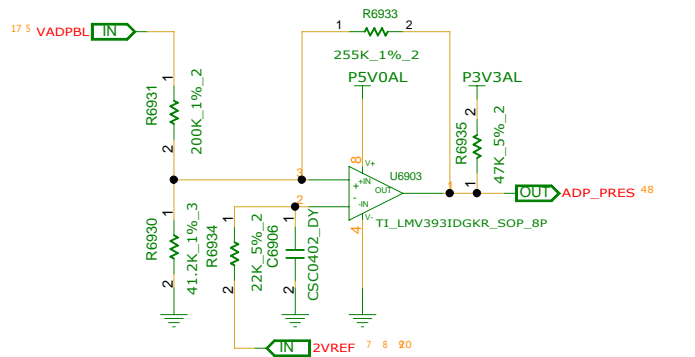
SIZE A3	CODE CS	DOC NUMBER 1310xxxxx-0-0	REV X01
CHANGE by XXX		DATE 21-OCT-2002	SHEET 2 of 80











# INVENTEC

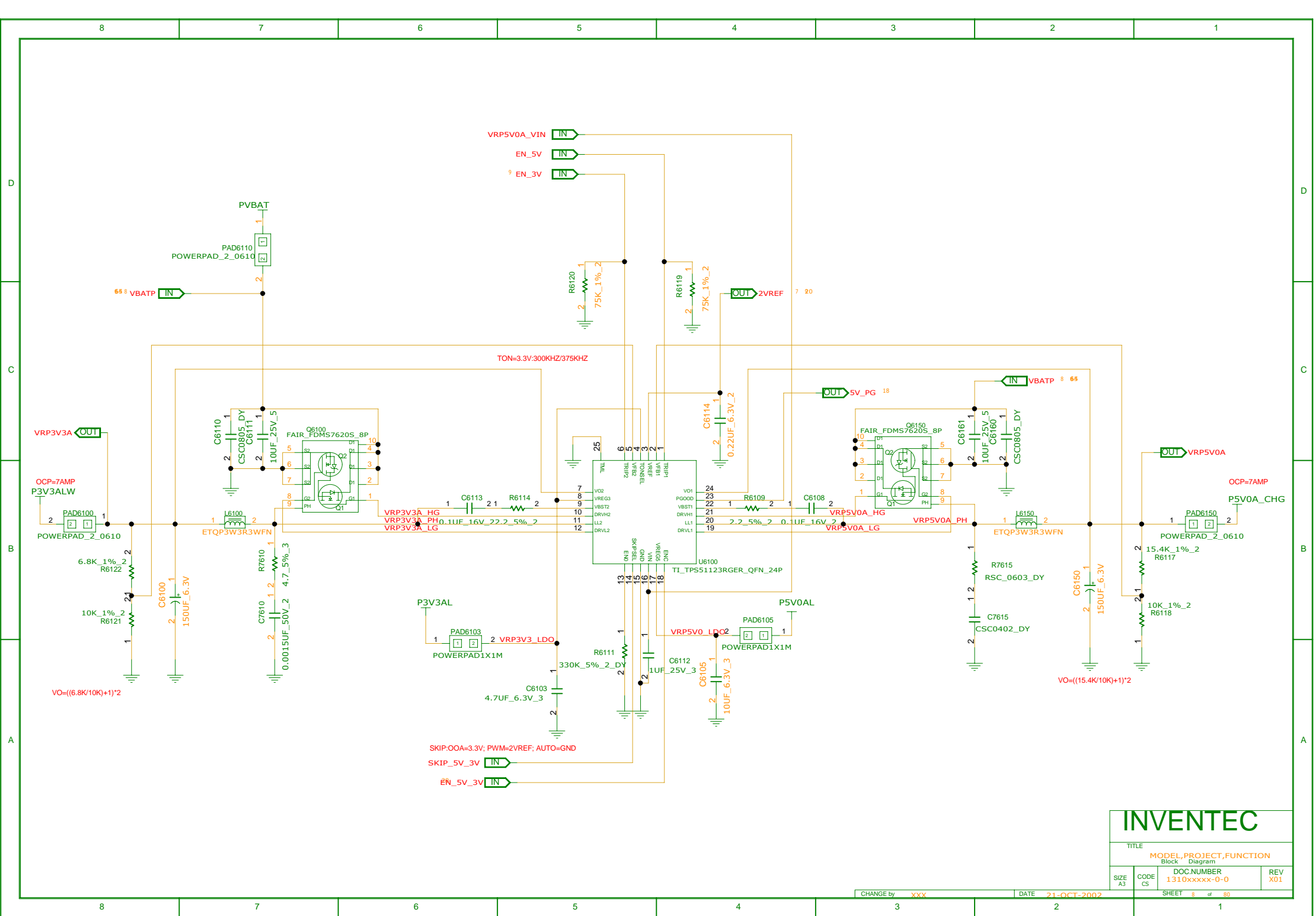
TITLE  
MODEL,PROJECT,FUNCTION  
Block Diagram

DOC NUMBER  
1310xxxxx-0-0

REV  
X01

CHANGE by XXX DATE 21-OCT-2002

SHEET 7 of 80









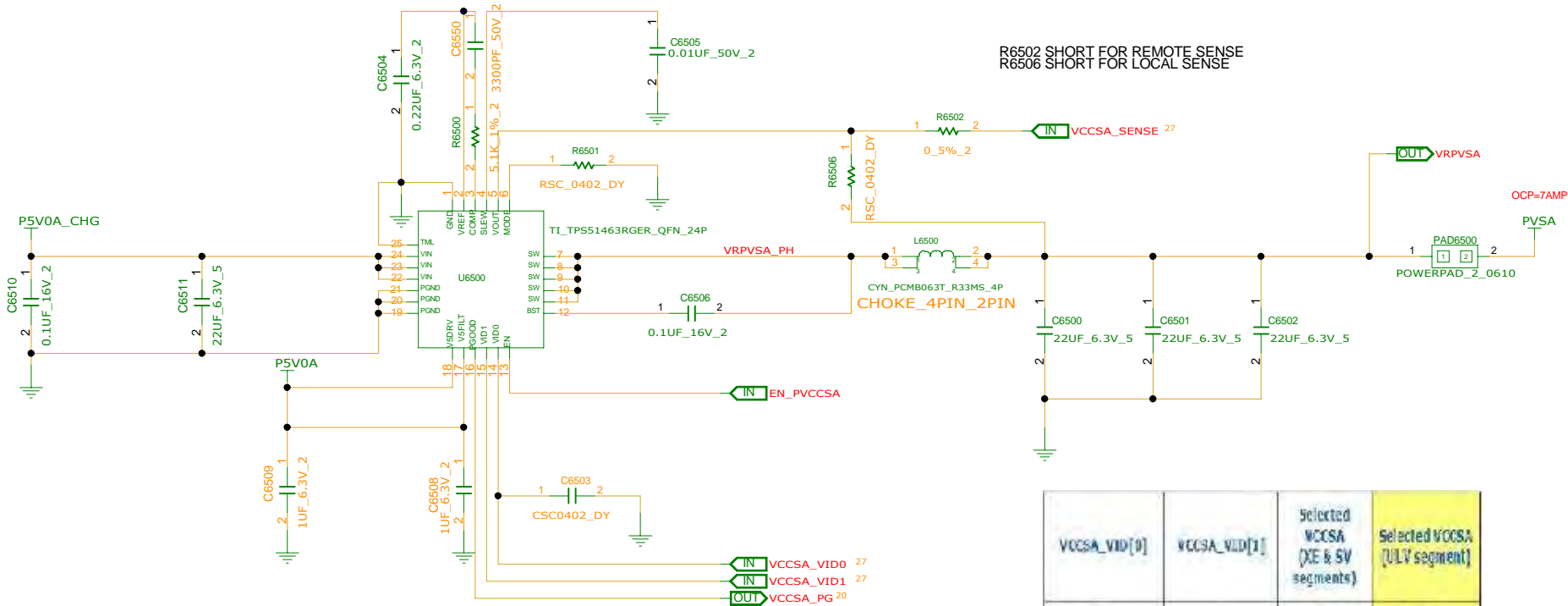
STATE	S3	S5	VREF	VDDQ	VTTREF	VTT
S0	HI	HI	ON	ON	ON	ON
S3	LO	HI	ON	ON	ON	OFF(High-Z)
S4/S5	LO	LO	OFF	OFF(Discharge)	OFF(Discharge)	OFF(Discharge)

SHEET 10 of 80









VCCSA_VID[0]	VCCSA_VID[1]	Selected VCCSA (XE & 5V segments)	Selected VCCSA (ULV segment)
0	0	0.9 V	0.9 V
0	1	0.8 V	0.85 V
1	0	0.725 V	0.775 V
1	1	0.675 V	0.75 V

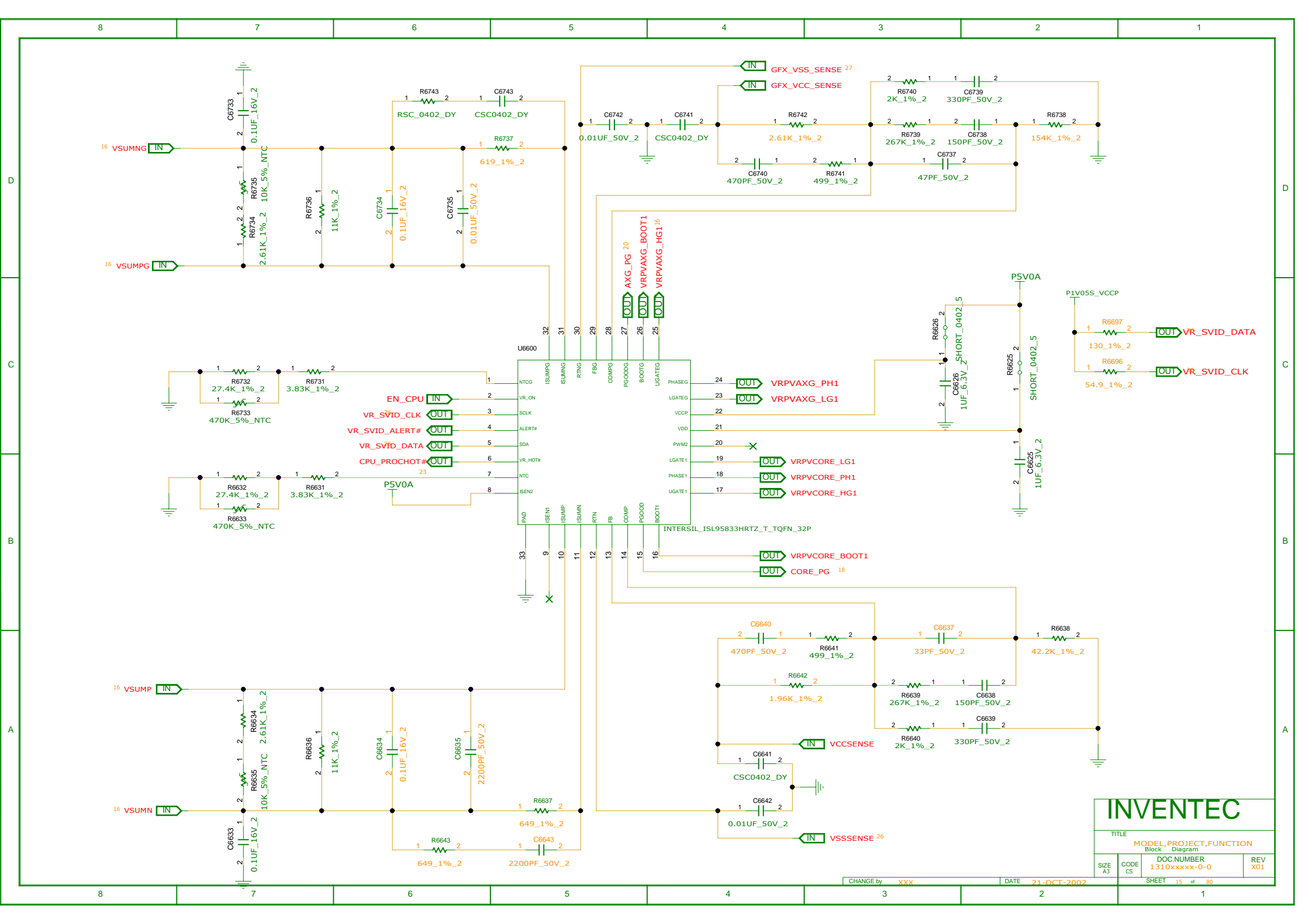
INVENTEC

TITLE  
MODEL,PROJECT,FUNCTION

SIZE A3 CODE CS DOC NUMBER 1310xxxxx-0-0 REV X01

CHANGE by XXX DATE 21-OCT-2002

SHEET 14 of 80



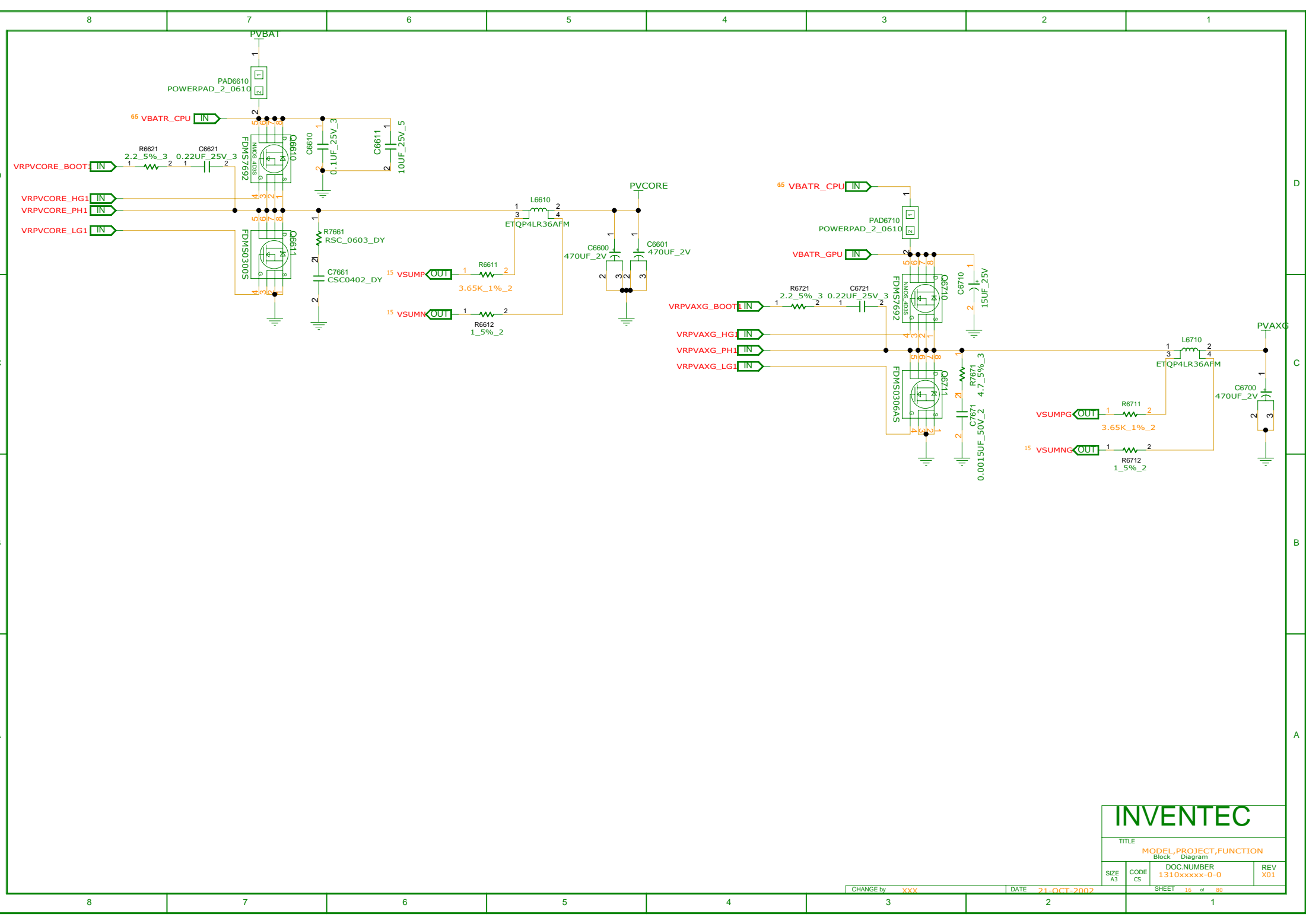
INVENTEC

TITLE MODEL,PROJECT,FUNCTION

DOC NUMBER 1310xxxxx-0-0

REV X01

SHEET 15 of 80



INVENTEC

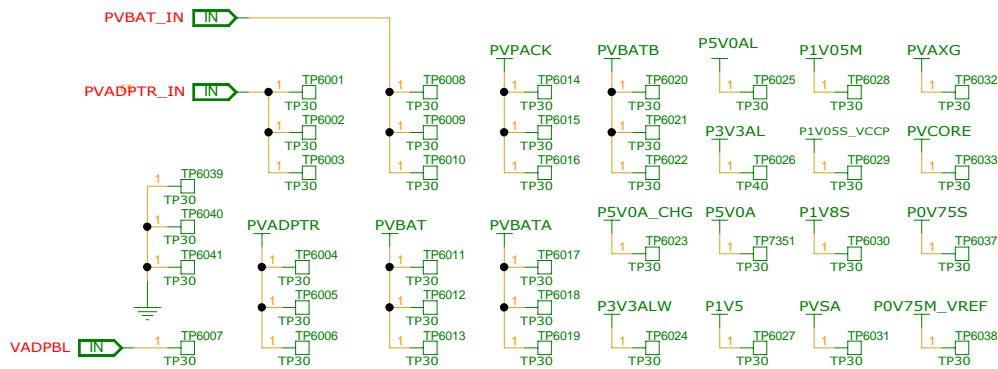
TITLE  
MODEL,PROJECT,FUNCTION  
Block Diagram

SIZE A3	CODE CS	DOC NUMBER 1310xxxxx-0-0	REV X01
------------	------------	-----------------------------	------------

CHANGE by XXX DATE 21-OCT-2002

SHEET 16 of 80





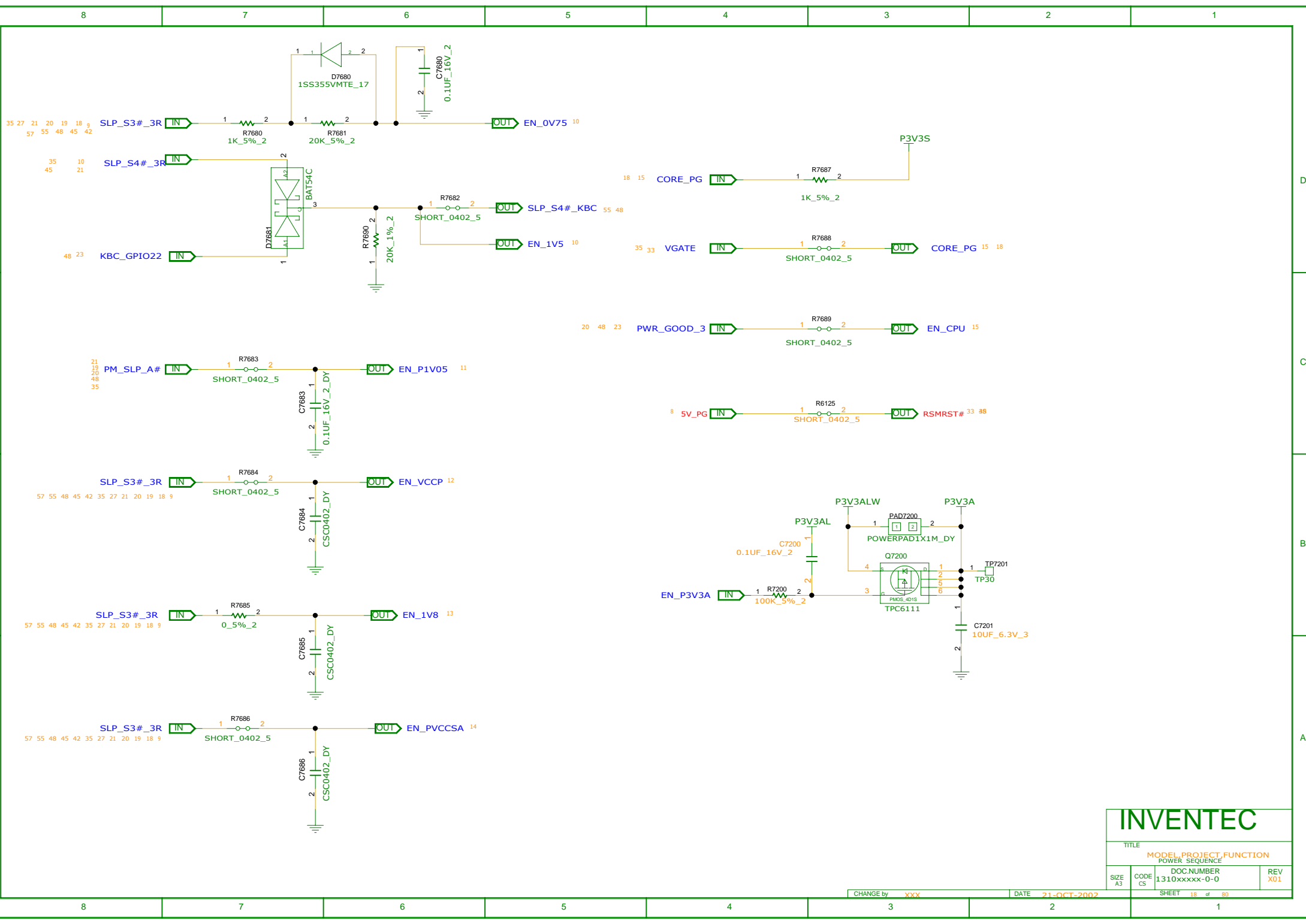
INVENTEC

TITLE  
MODEL, PROJECT, FUNCTION  
Block Diagram

SIZE A3	CODE CS	DOC NUMBER 1310xxxxx-0-0	REV X01
------------	------------	-----------------------------	------------

CHANGE by XXX DATE 21-OCT-2002

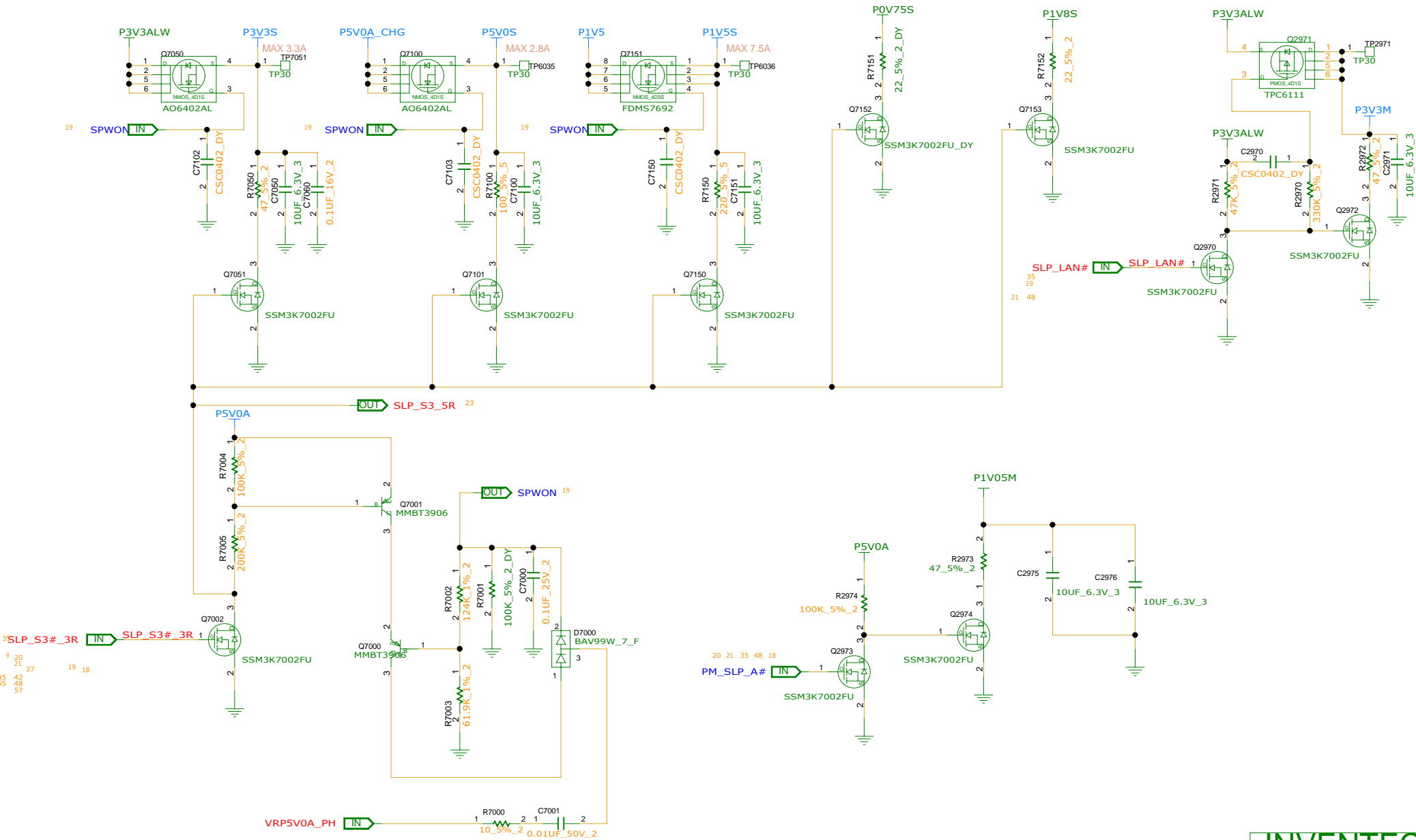
SHEET 17 of 80



INVENTEC

TITLE			
MODEL PROJECT FUNCTION			
POWER SEQUENCE			
SIZE	CODE	DOC NUMBER	REV
A3	CS	1310xxxxx-0-0	X01
SHEET 18 of 80			

REFERENCE NUMBER : 7000~7350

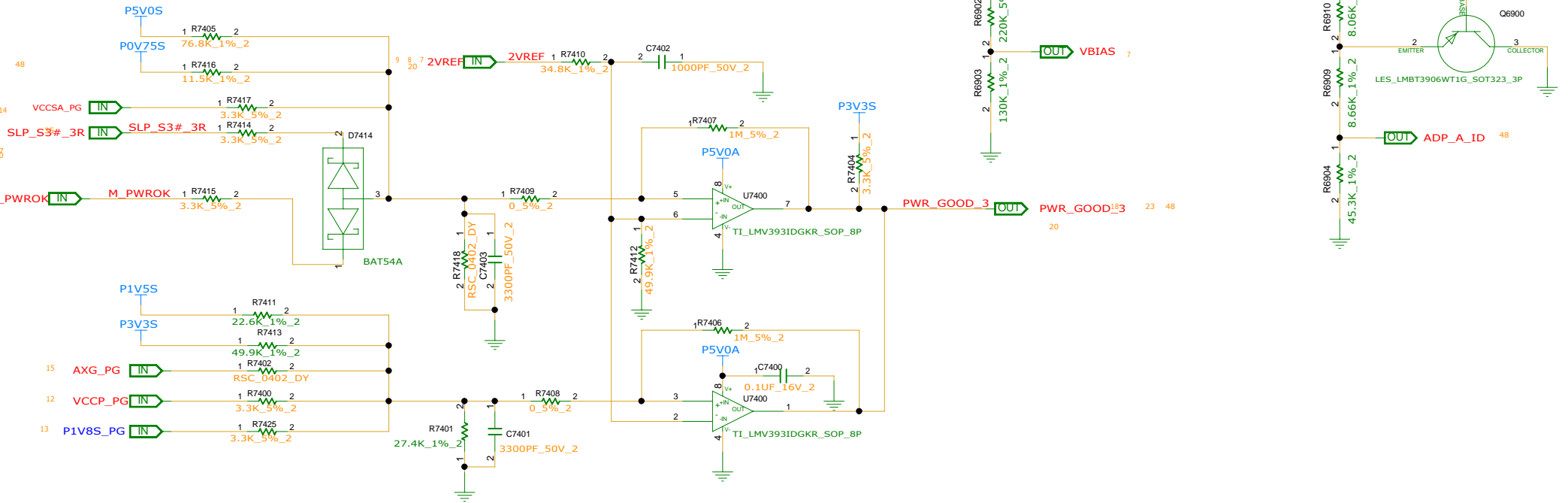


Q2971 WHETHER CAN CHANGE TO  
6015B0017101 PMV65XP OR NOT

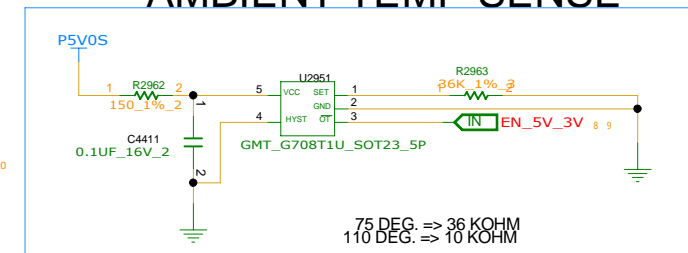
REFERENCE NUMBER : 2950~2999

INVENTEC			
TITLE			
MODEL,PROJECT,FUNCTION POWER(SLEEP)			
SIZE A3	CODE CS	DOC. NUMBER 1310xxxxx-0-0	REV X01
SHEET 19 of 80			

REFERENCE NUMER : 7400~7450



## AMBIENT TEMP SENSE



75 DEG. => 36 KOHM  
110 DEG. => 10 KOHM

INVENTEC

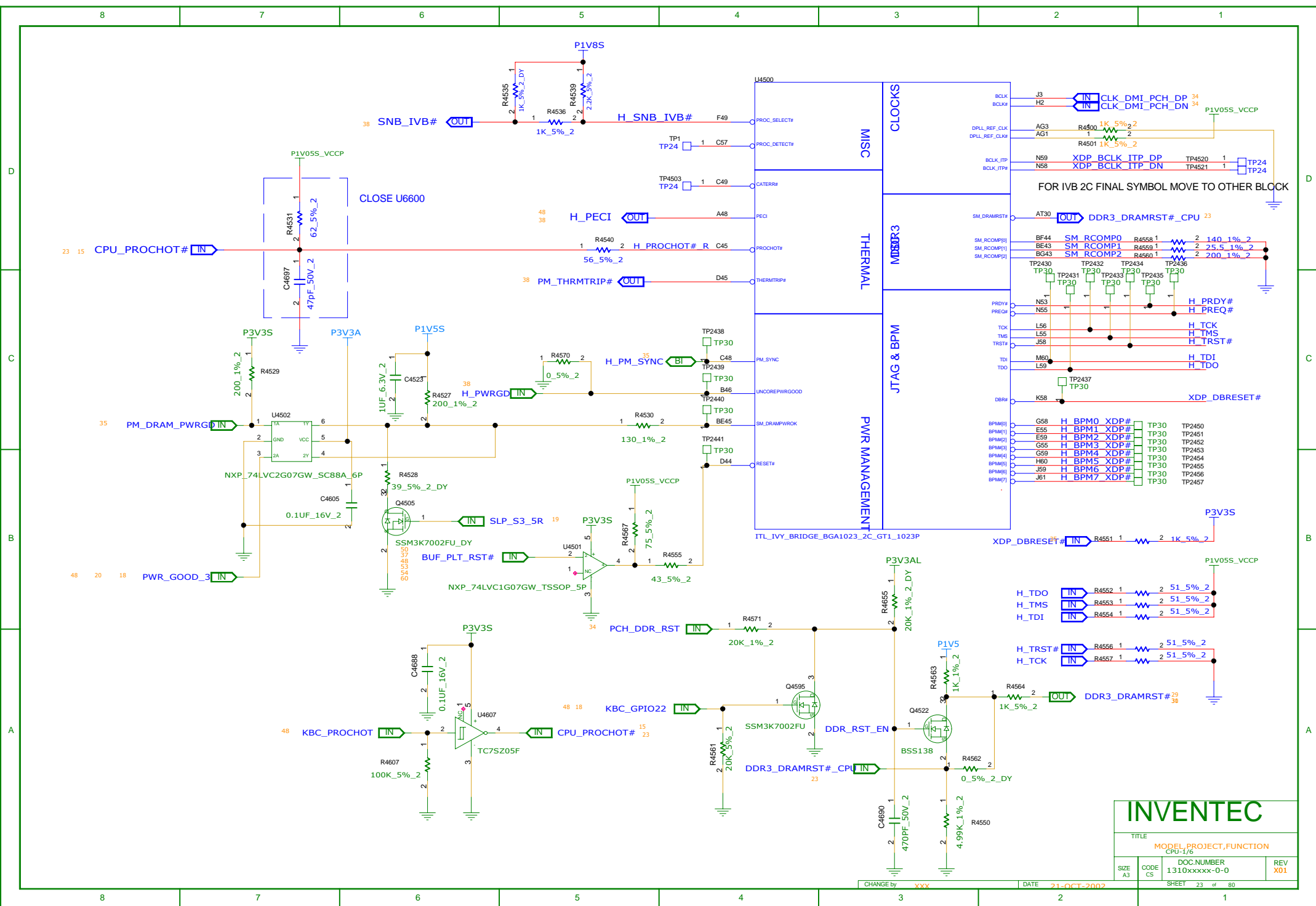
TITLE			
MODEL PROJECT FUNCTION POWER (SEQUENCE)			
SIZE A3	CODE CS	DOC NUMBER 1310xxxx-0-0	REV X01
SHEET 20 of 80			

CHANGE by XXX DATE 21-OCT-2002

REFERENCE NUMER : 2950~2999







D

C

B

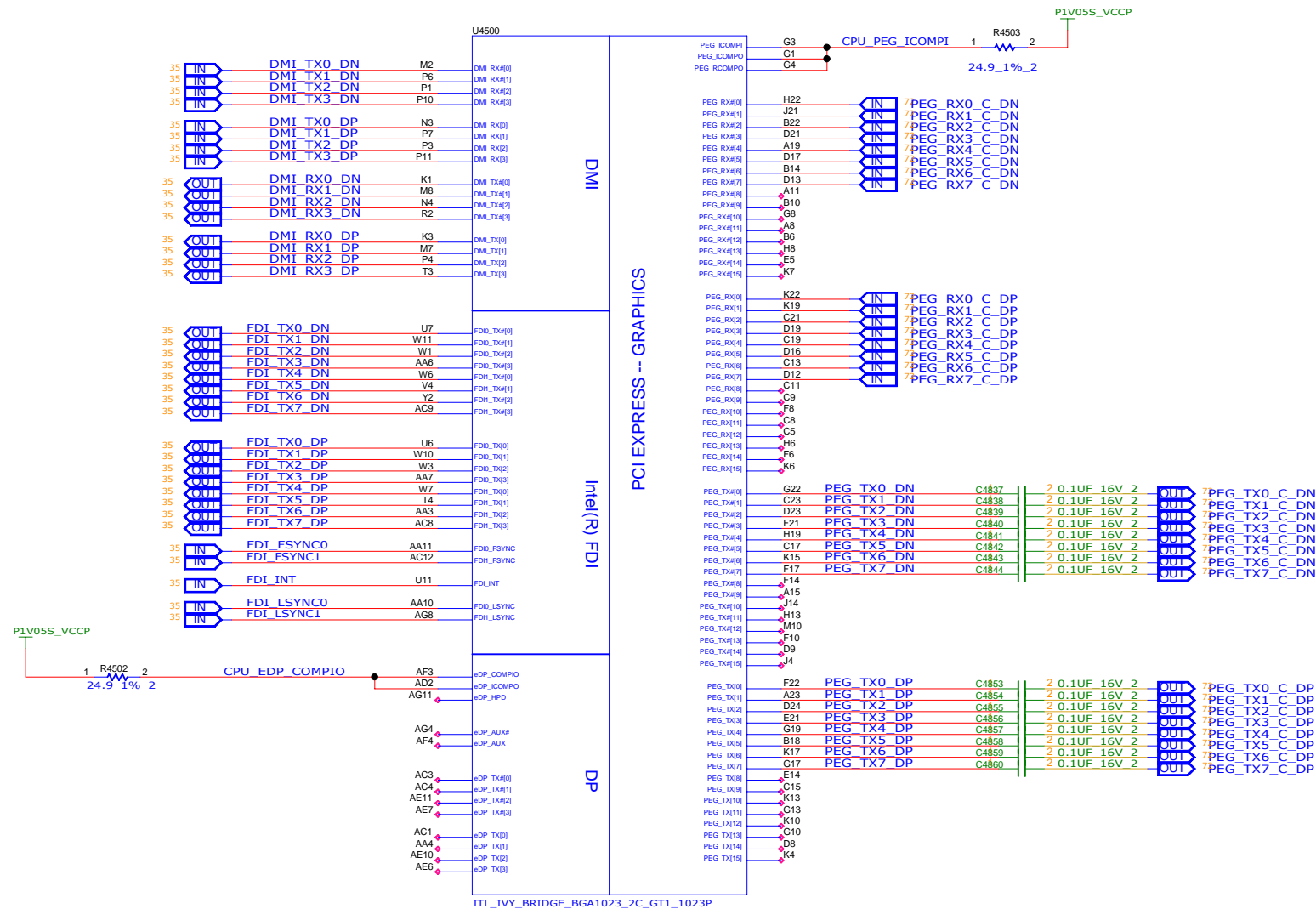
A

D

C

B

A



INVENTEC


TITLE MODEL PROJECT,FUNCTION

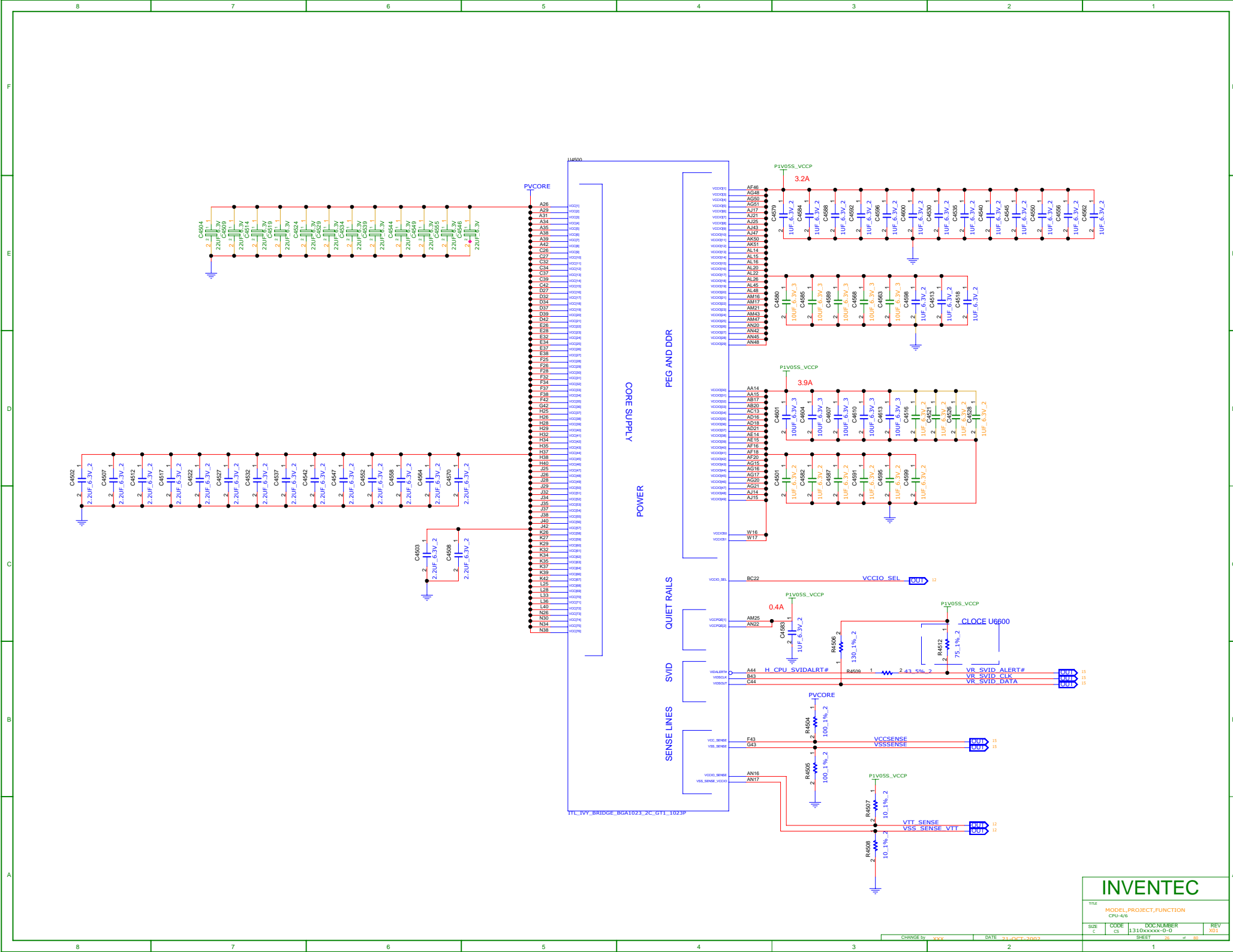
SIZE A3 CODE CS DOC.NUMBER 1310xxxxx-0-0 REV X01

CHANGE by XXX DATE 21-OCT-2002

SHEET 24 of 80







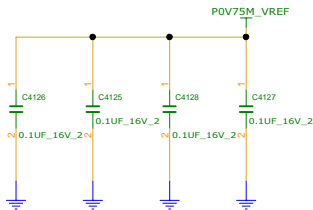
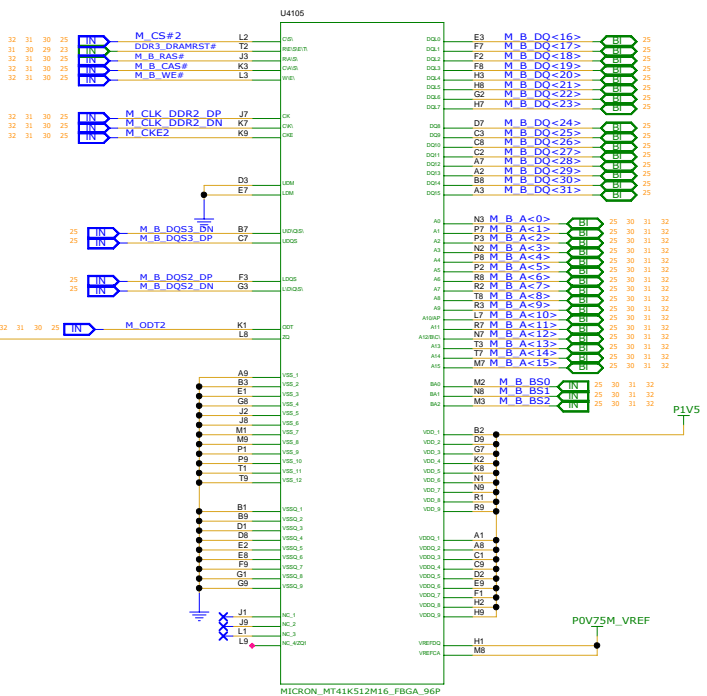




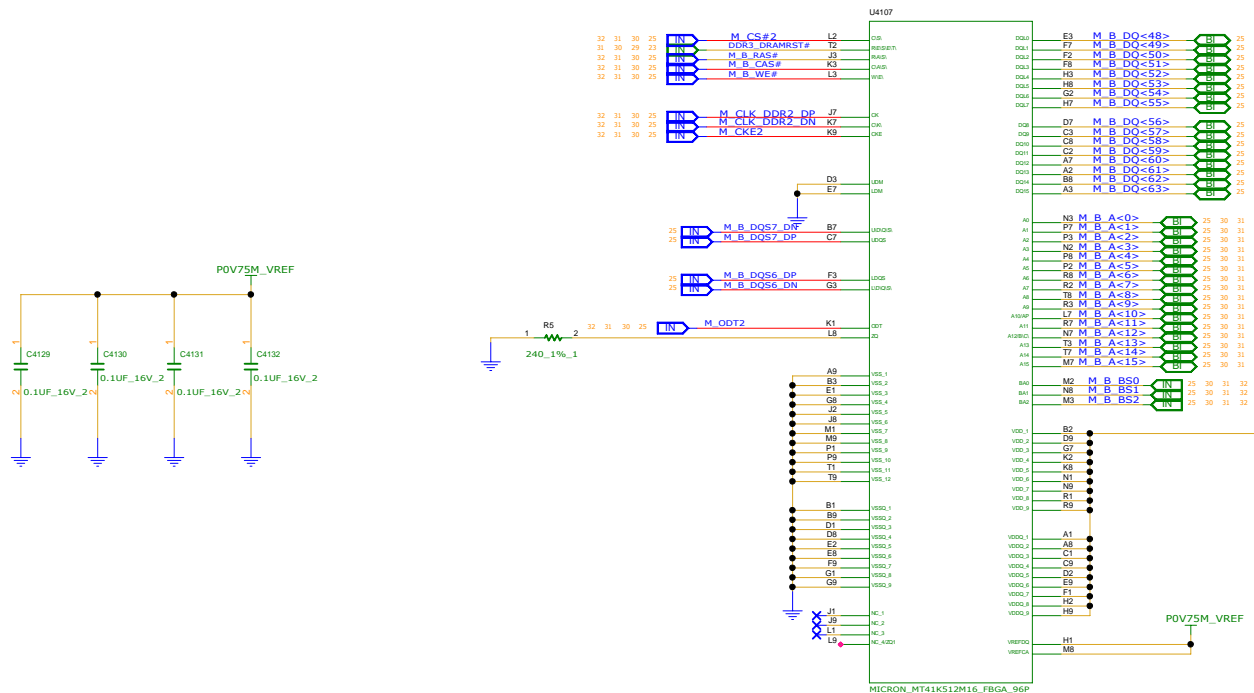
05/01/19	AM3B
05/01/19	AM4
05/01/19	AM42
05/01/19	AM5
05/01/19	AM52
05/01/19	AN1
05/01/19	AN21
05/01/19	AN2
05/01/19	AN28
05/01/19	AN3
05/01/19	AN36
05/01/19	AN40
05/01/19	AN42
05/01/19	AN47
05/01/19	AN51
05/01/19	AN54
05/01/19	AP14
05/01/19	AP17
05/01/19	AP5
05/01/19	AP7
05/01/19	AR13
05/01/19	AR17
05/01/19	AR21
05/01/19	AR1
05/01/19	AR18
05/01/19	AR61
05/01/19	AT7
05/01/19	AT74
05/01/19	AT11
05/01/19	AT38
05/01/19	AT4
05/01/19	AT61
05/01/19	AT62
05/01/19	AT7
05/01/19	AT8
05/01/19	AU1
05/01/19	AU11
05/01/19	AU8
05/01/19	AU3
05/01/19	AU51
05/01/19	AU7
05/01/19	AV17
05/01/19	AV2
05/01/19	AV22
05/01/19	AV3
05/01/19	AV34
05/01/19	AV42
05/01/19	AV48
05/01/19	AV5
05/01/19	AW13
05/01/19	AW3
05/01/19	AW7
05/01/19	AY14
05/01/19	AY18
05/01/19	AY30
05/01/19	AY38
05/01/19	AY4
05/01/19	AY41
05/01/19	AY411
05/01/19	AY48
05/01/19	AY5
05/01/19	AY8
05/01/19	BA1
05/01/19	BA11
05/01/19	BA17
05/01/19	BA21
05/01/19	BA3
05/01/19	BA32
05/01/19	BA4
05/01/19	BA41
05/01/19	BB13
05/01/19	BC1
05/01/19	BC3
05/01/19	BD17
05/01/19	BD21
05/01/19	BD2
05/01/19	BD16
05/01/19	BD28
05/01/19	BE1
05/01/19	BE5
05/01/19	BE11

TITLE			
MODEL,PROJECT,FUNCTION DDR3_SO-DIMM0			
SIZE C	CODE CS	DOC NUMBER 1310xxxxxx-0-0	REV X01
SHEET 29 of 80			

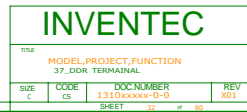
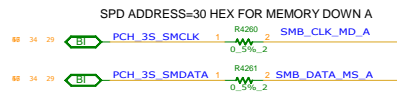
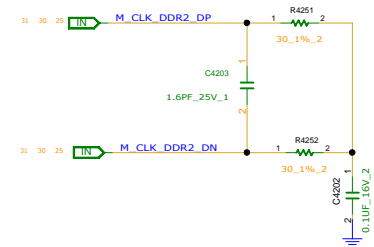
DDR3\_B\_1



## DDR3L\_B\_3

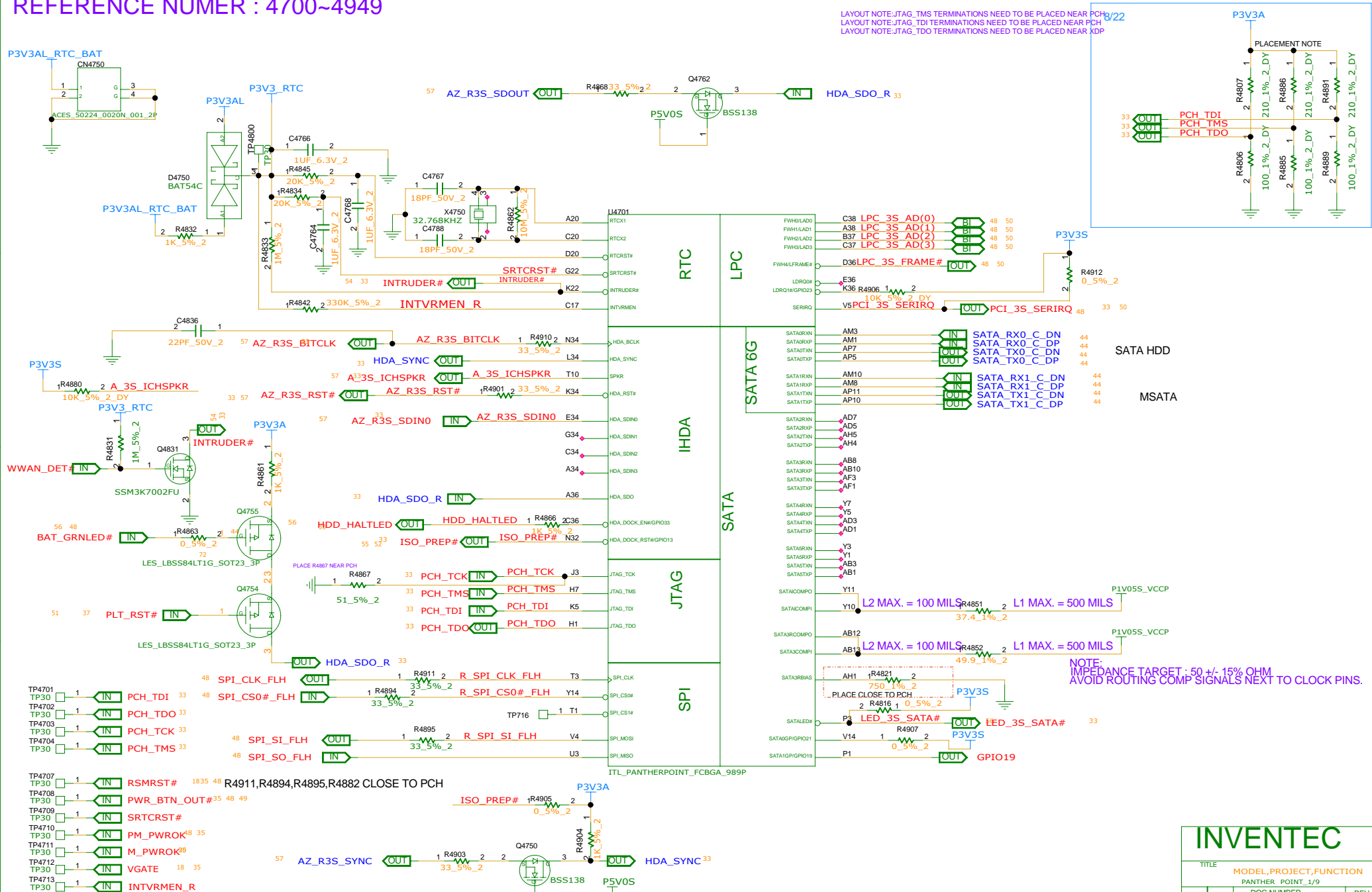


INVENTEC			
TITLE MODEL,PROJECT,FUNCTION 36_DOR3L-3			
SIZE C	CODE CS	DOC NUMBER 1310XXXXX-0-0	REV X01
SHEET 31 of 80			



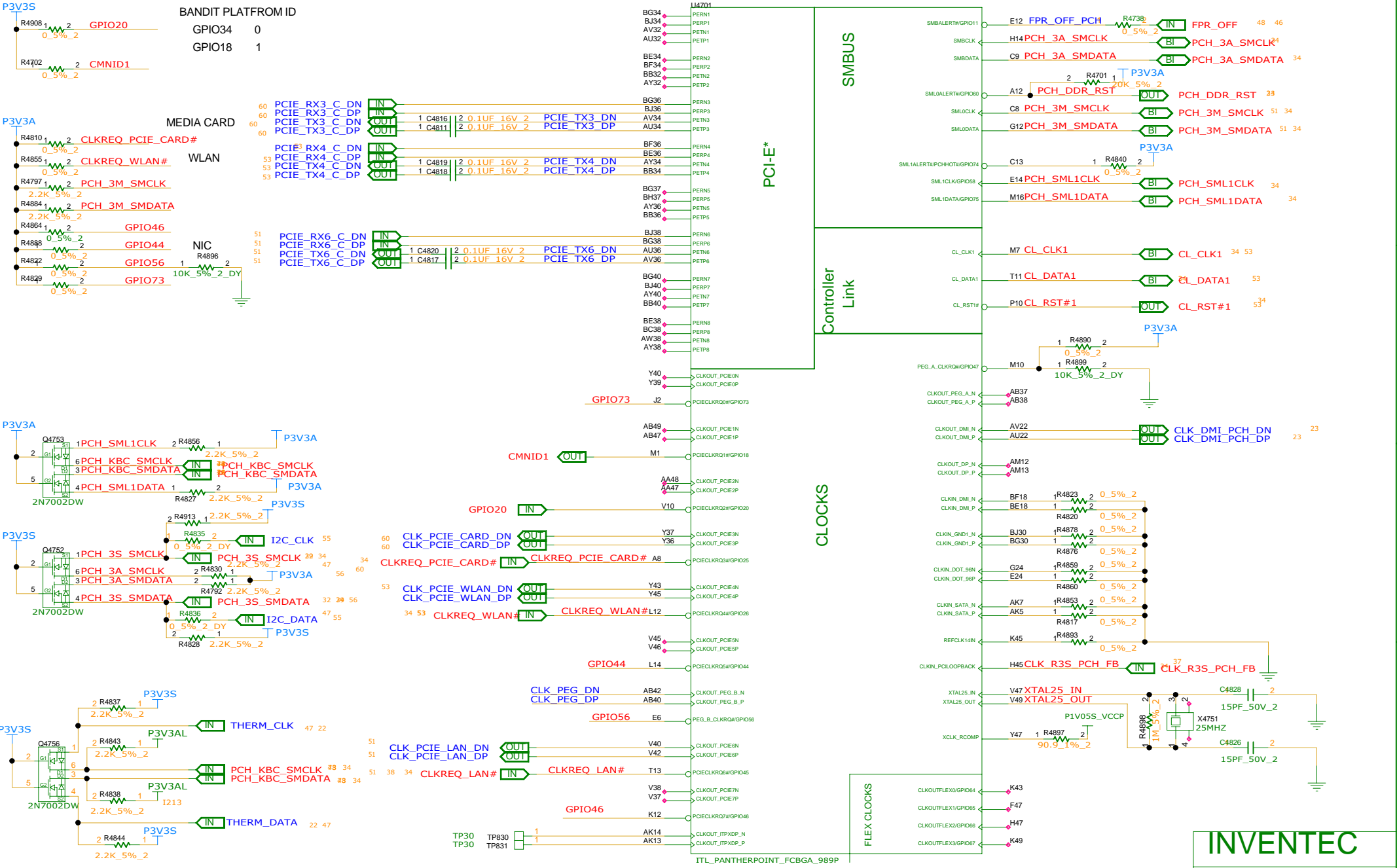


REFERENCE NUMBER : 4700~4949



INVENTEC			
TITLE PANTHER_PROJECT_FUNCTION PANTHER_POINT_1/9			
SIZE A3	CODE CS	DOC.NUMBER 1310xxxxx-0-0	REV X01
SHEET 22 of 22			

REFERENCE NUMBER : 4700~4949



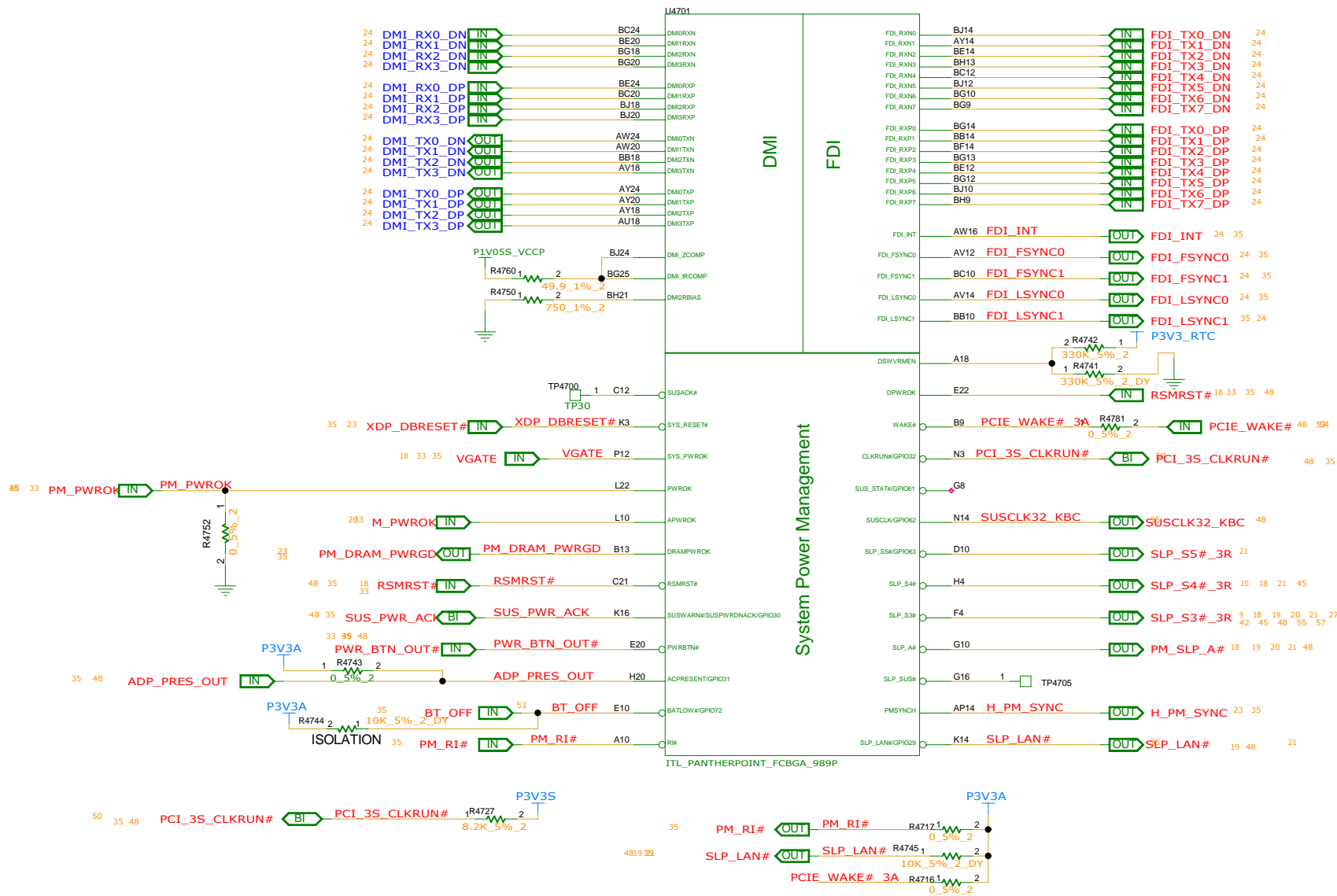
INVENTEC

TITLE			
MODEL PROJECT,FUNCTION			
PANTHER POINT 2/9			
SIZE	CODE	DOC NUMBER	REV
A3	CS	1310xxxxx-0-0	X01

## REFERENCE NUMBER : 4700~4949

## NOTE:

- 1.SLP\_SUS AND SUSACK# ARE NC IF DSW IS NOT SUPPORTED
- 2.DPWROK SHOULD CONNECT TO RSMRST# IF DSW NOT SUPPORTED
- 3.PCH\_DPWROK PULL UP TO P3V3S ENABLES DSW WUPPORT. NO INSTALL R4752 TO DISABLE DSW



INVENTEC

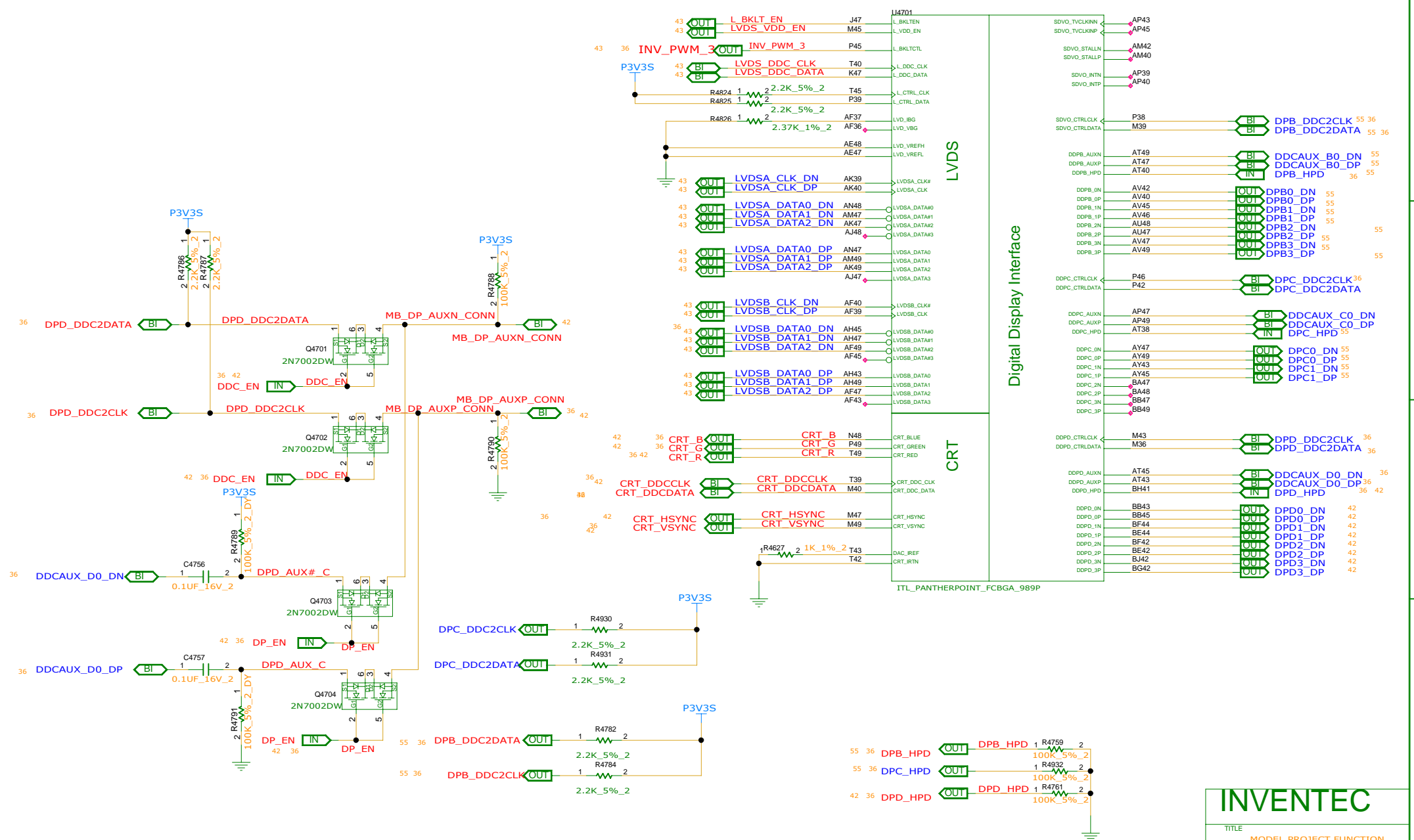
TITLE  
MODEL PROJECT FUNCTION  
PANTHER POINT\_3/9

SIZE A3 CODE CS DOC NUMBER 1310xxxx-0-0 REV X01

CHANGE by XXX DATE 21-OCT-2002

SHEET 35 of 80

REFERENCE NUMBER : 4700~4949



# INVENTEC

TITLE			
MODEL,PROJECT,FUNCTION PANTHER POINT 4/9			
SIZE A3	CODE CS	DOC.NUMBER 1310xxxxx-0-0	REV X01
SHEET 36 of 80			

REFERENCE NUMER : 4700~4949

D

D

C

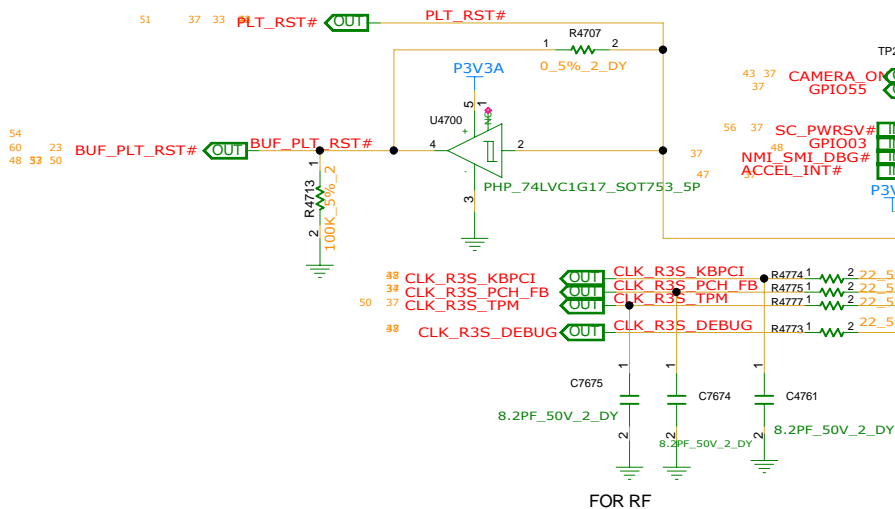
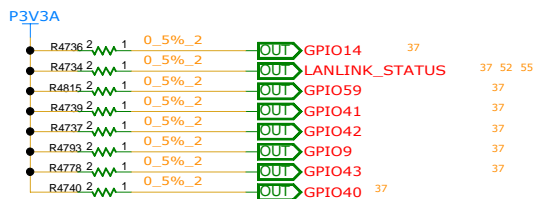
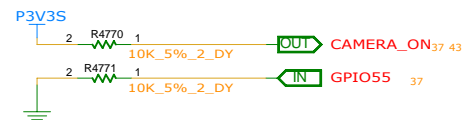
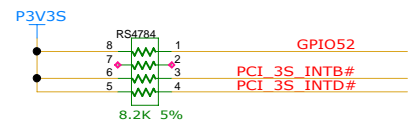
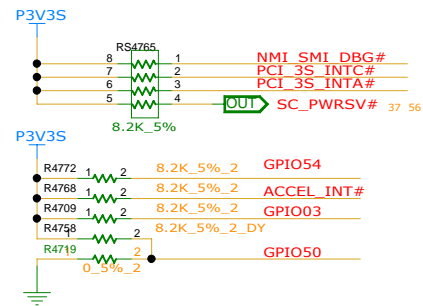
C

B

B

A

A

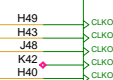
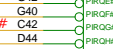
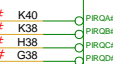

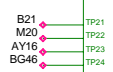
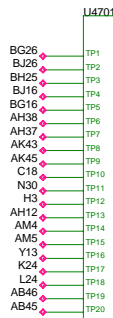
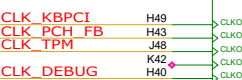
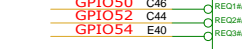
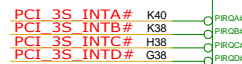
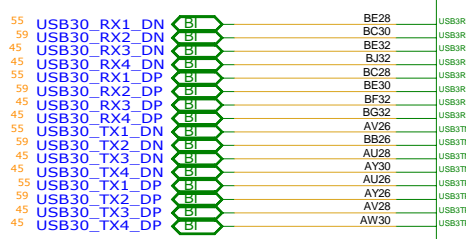


PORT1:DOCKING

PORT2:LEFT USB2.0(CHARGE PORT)+USB3.0

PORT3:RIGHT1 USB2.0+USB3.0

PORT4:RIGHT2 USB2.0+USB3.0



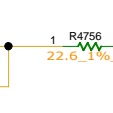




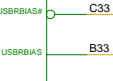
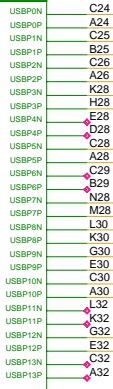
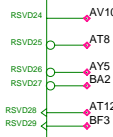
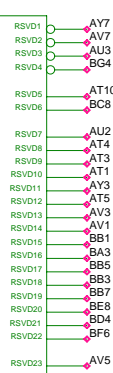
RSVD

NVRAM

PCI

USB

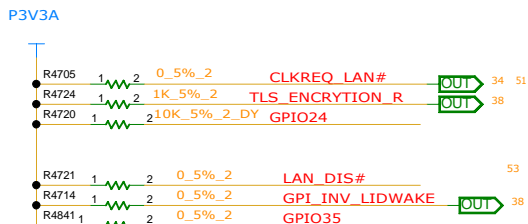

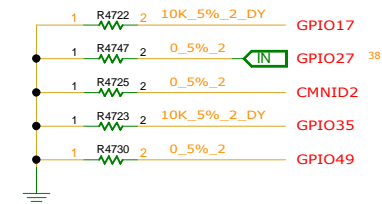
ITL\_PANTHERPOINT\_FCBGA\_989P



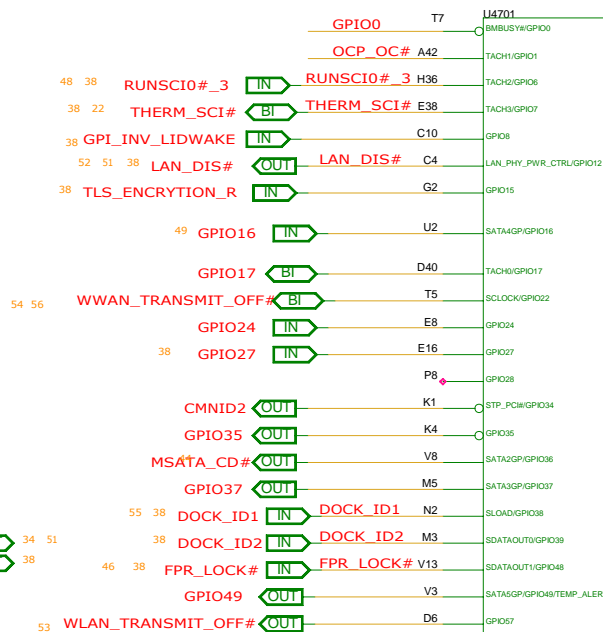
INVENTEC

TITLE			
MODEL PROJECT FUNCTION			
PANTHER POINT_5/6			
SIZE	CODE	DOC NUMBER	REV
A3	CS	1310xxxx-0-0	X01
SHEET		37	of 80

# REFERENCE NUMER : 4700~4949



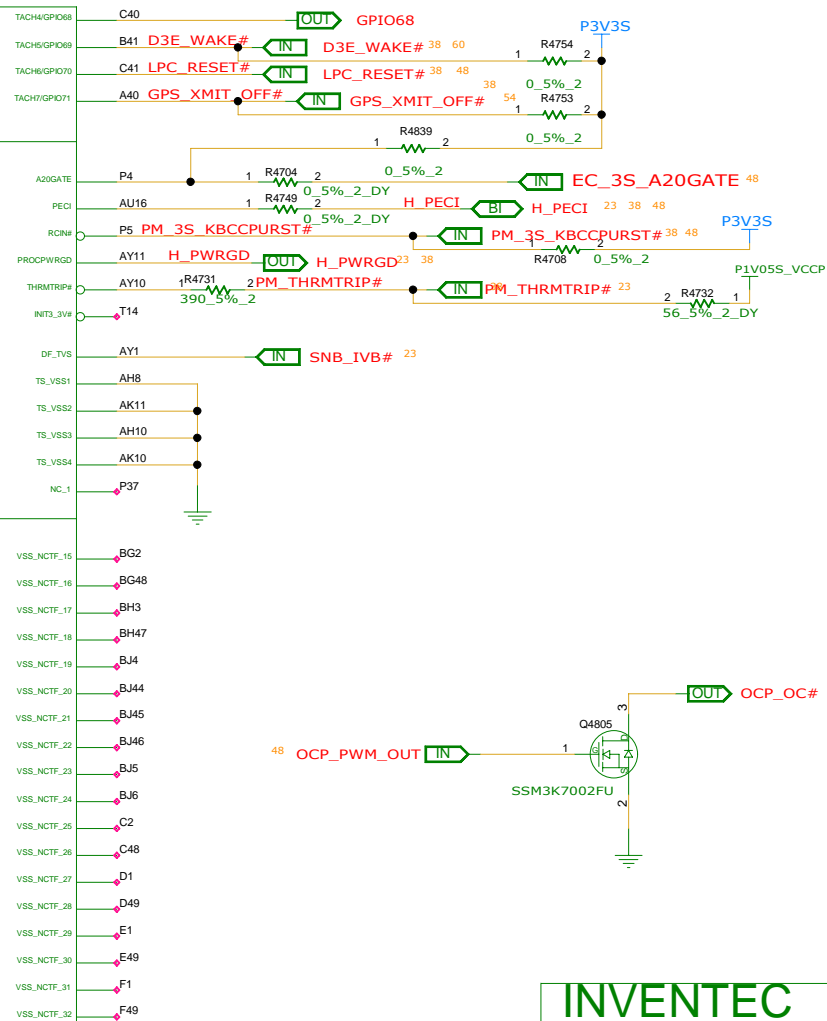
GPIO17	GPIO35	GPIO49	GPIO50	
R4767	R4841	R4803	R4758	H
R4722	R4723	R4730	R4719	L
0	1	0	0	SI 1
0	1	0	1	SI 1B
0	1	1	0	SI 2
1	0	0	0	PV 1
1	1	0	0	MV



GPIO

CPU/MISC

NCTF

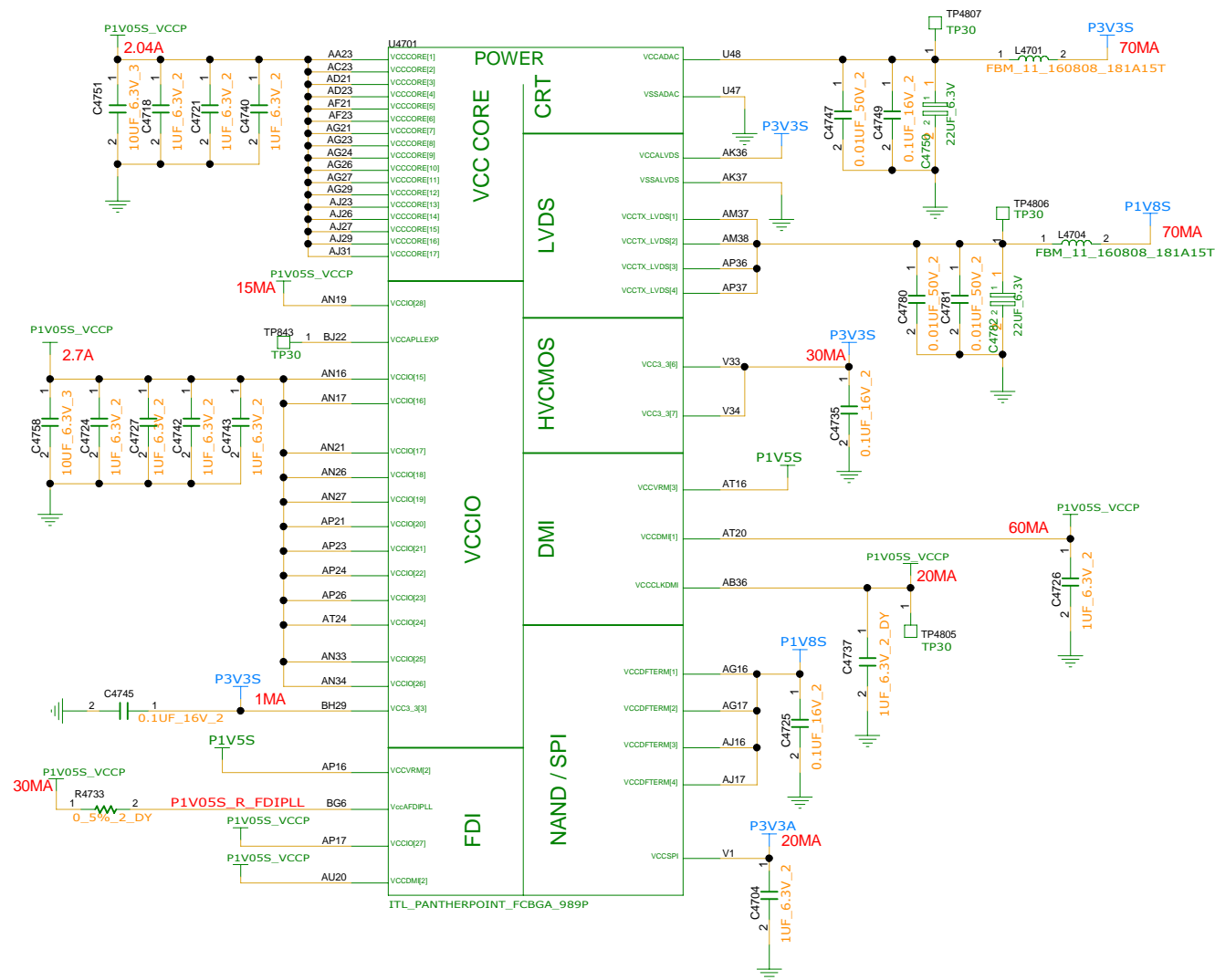


INVENTEC

TITLE			
MODEL PROJECT,FUNCTION			
PANTHER POINT_6/9			
SIZE	CODE	DOC NUMBER	REV
A3	CS	1310xxxx-0-0	X01

CHANGE by XXX DATE 21-OCT-2002 SHEET 38 of 80

REFERENCE NUMBER : 4700~4949



INVENTEC

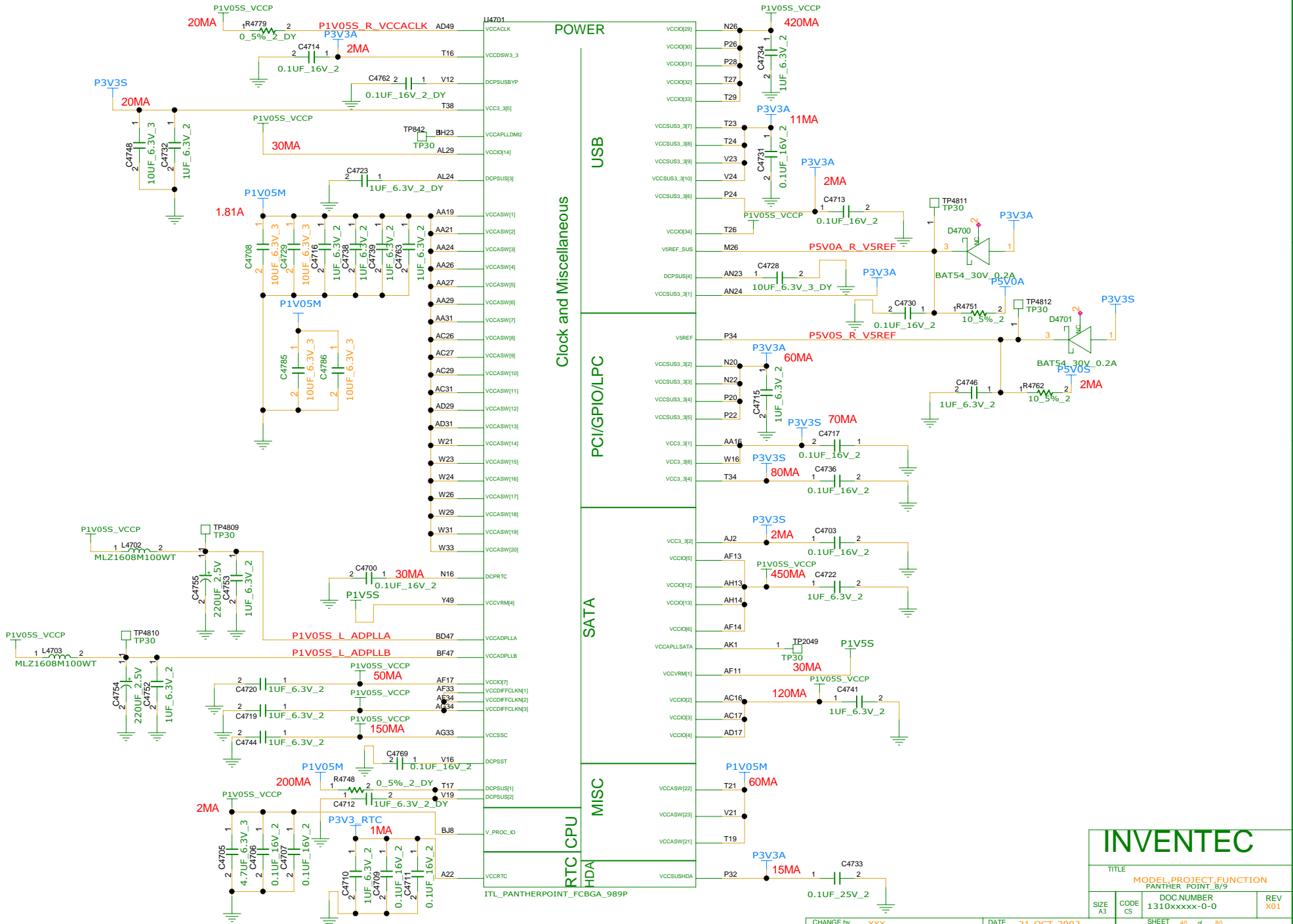
TITLE	MODEL, PROJECT, FUNCTION
	PANTHER POINT 7/9

SIZE A3	CODE C5	DOC.NUMBER 1310xxxxx-0-0	R X
------------	------------	-----------------------------	--------

CHANGE by	XXX	DATE	21-OCT-2002
-----------	-----	------	-------------

SHEET 39 of 80


REFERENCE NUMER : 4700~4949



INVENTEC			
TITLE			
MODEL PROJECT FUNCTION			
PANTHER POINT 8/9			
SIZE	CODE	DOC NUMBER	REV
A3	CS	1310xxxxx-0-0	X01
SHEET 40 of 80			



REFERENCE NUMBER : 4700~4949



INVENTEC

TITLE

MODEL,PROJECT,FUNCTION  
PANTHER POINT\_3/9

SIZE  
A3

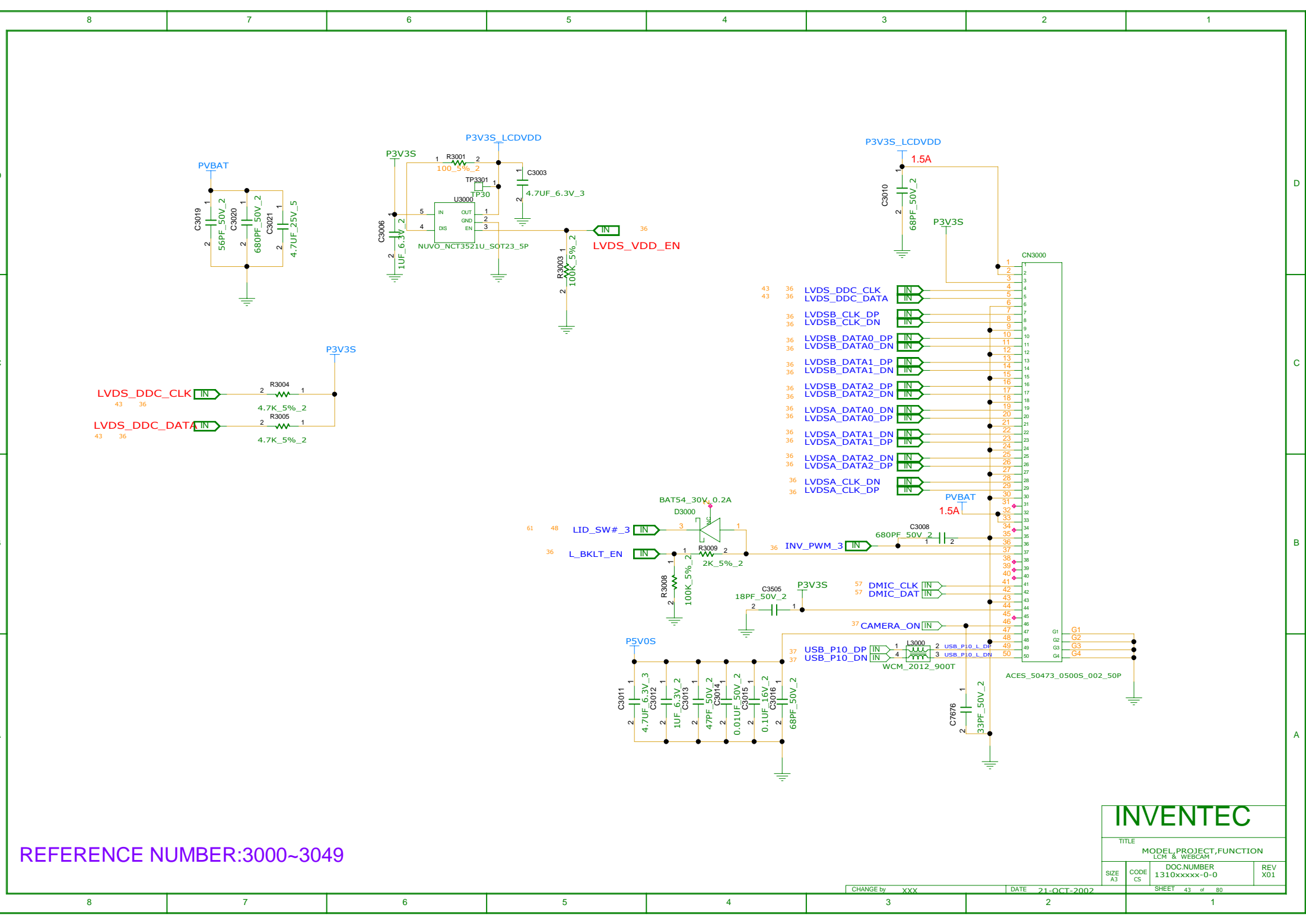
CODE  
CS

DOC NUMBER  
1310xxxxx-0-0

REV  
X01

SHEET 41 of 80



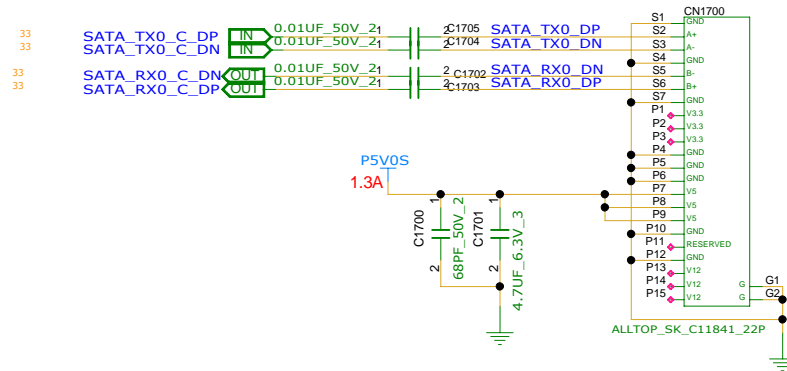


REFERENCE NUMBER:3000~3049

INVENTEC

TITLE			
MODEL PROJECT,FUNCTION			
LCM & WEBCAM			
SIZE	CODE	DOC NUMBER	
A3	CS	1310xxxx-0-0	
REV		X01	

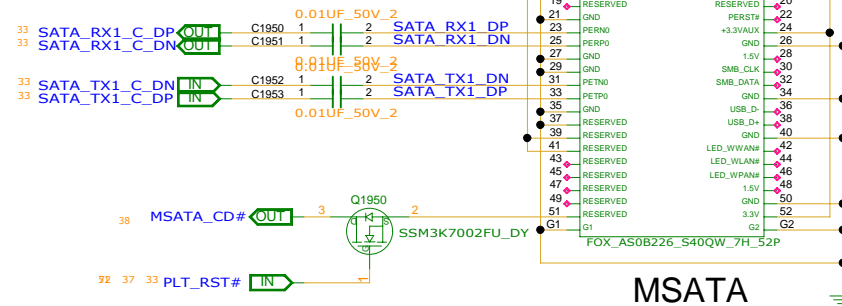
REFERENCE NUMBER:1700~1749



HDD (CN1700) : P/N 6012B0449501  
HDD TRANSFOR CNTR (CN1701) : P/N 6012B0451301

SATA HDD

NOTE : SWAP SATA\_RXP2 AND SATA\_RXN2 ON CN1950 PIN 23 AND 25 FOR INTEL SSD 310 SERIES PRODUCT PINDEFINITION



MSATA

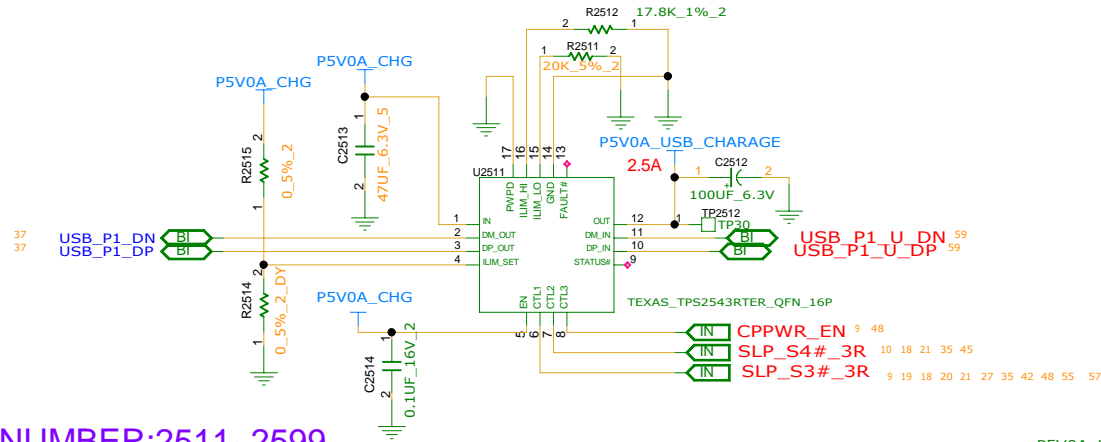
REFERENCE NUMBER:1950~1999

INVENTEC			
TITLE			
MODEL PROJECT FUNCTION SATA HDD & M-SATA CNTR			
SIZE A3	CODE CS	DOC NUMBER 1310xxxxx-0-0	REV X01

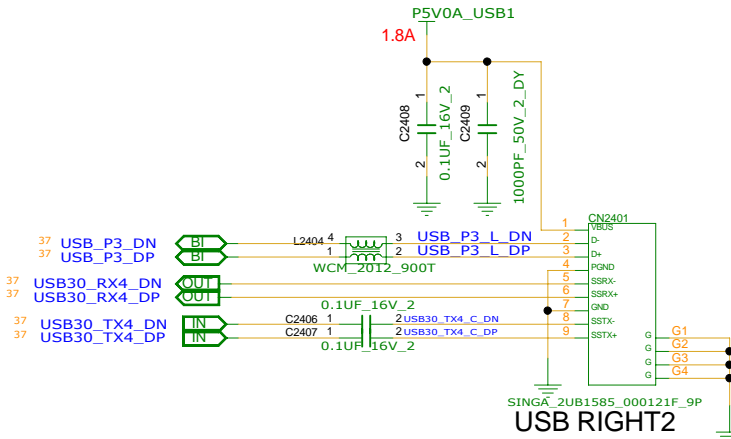
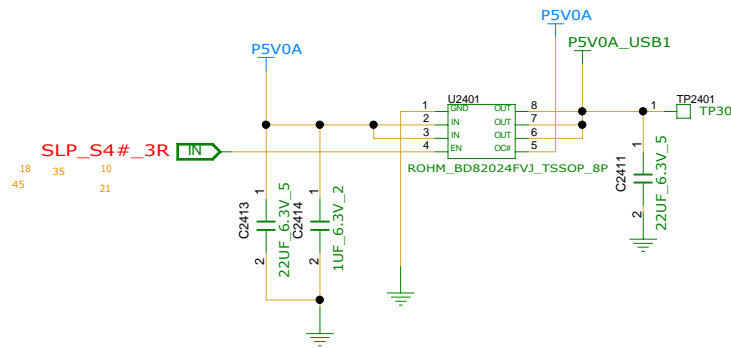
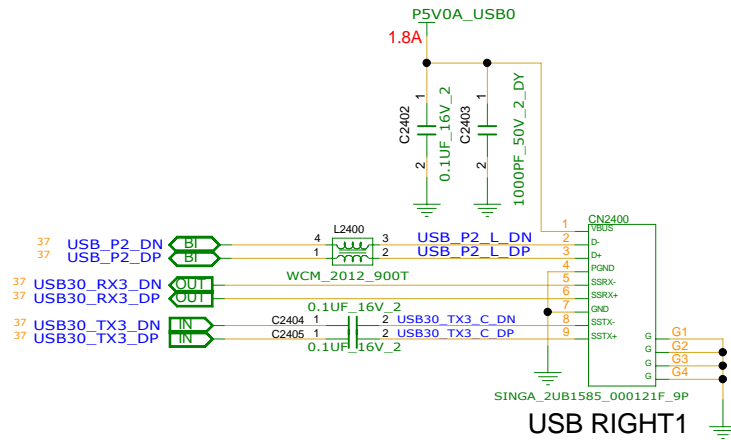
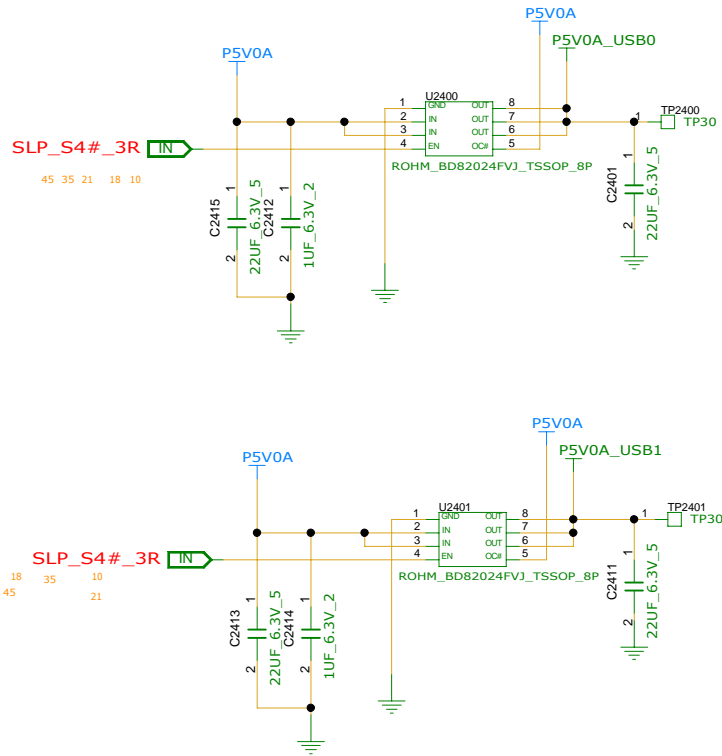
CHANGE by XXX DATE 21-OCT-2002

SHEET 44 of 80

REFERENCE NUMBER:2511~2599



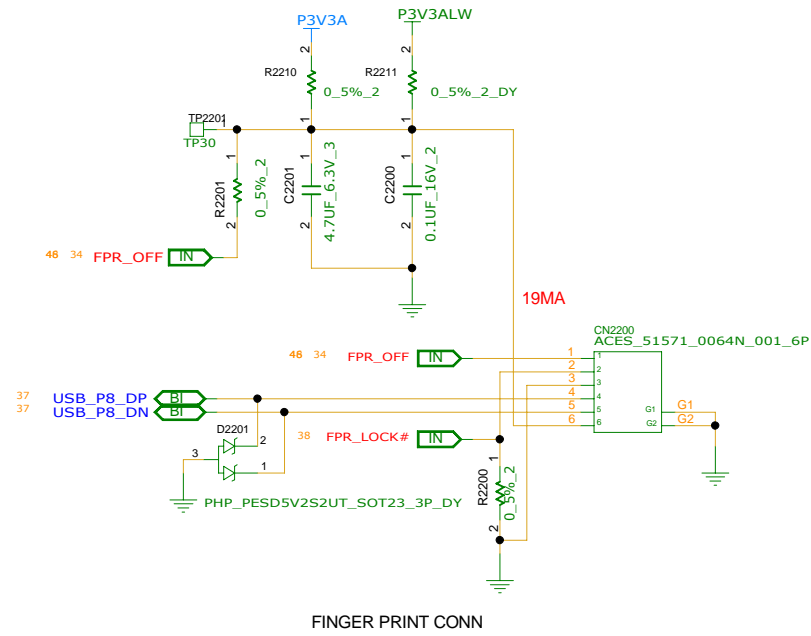
	R2511	R2515	R2514
TPS2543	20K	10K	NI
TPS2540/A Pi5USB2543	NI	NI	0



REFERENCE NUMBER:2400~2499

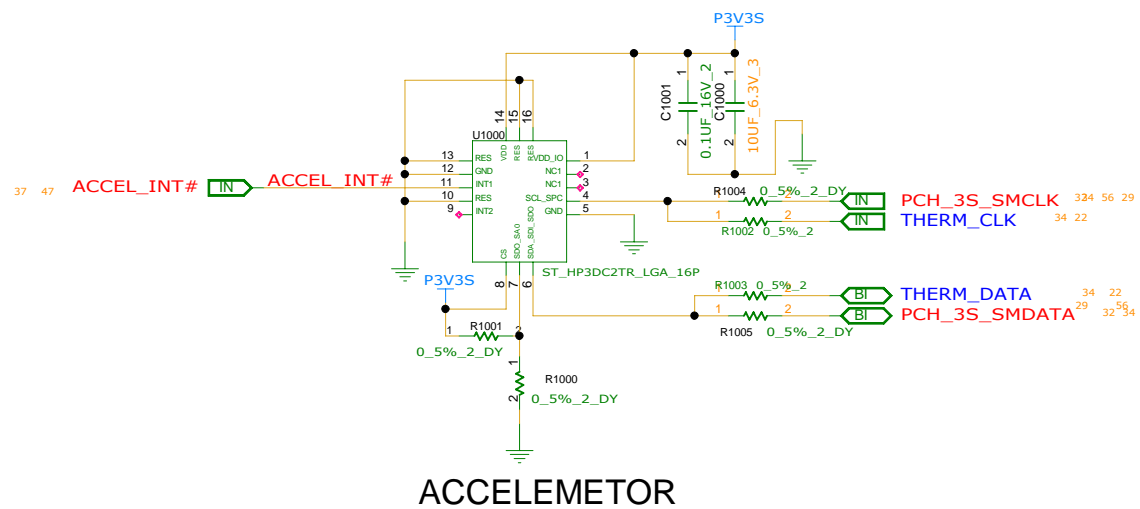
INVENTEC			
TITLE			
MODEL PROJECT FUNCTION			
USB & USB CHARGER			
SIZE	CODE	DOC NUMBER	REV
A3	CS	1310xxxxx-0-0	X01
SHEET 45 of 80			

CHANGE by XXX DATE 21-OCT-2002



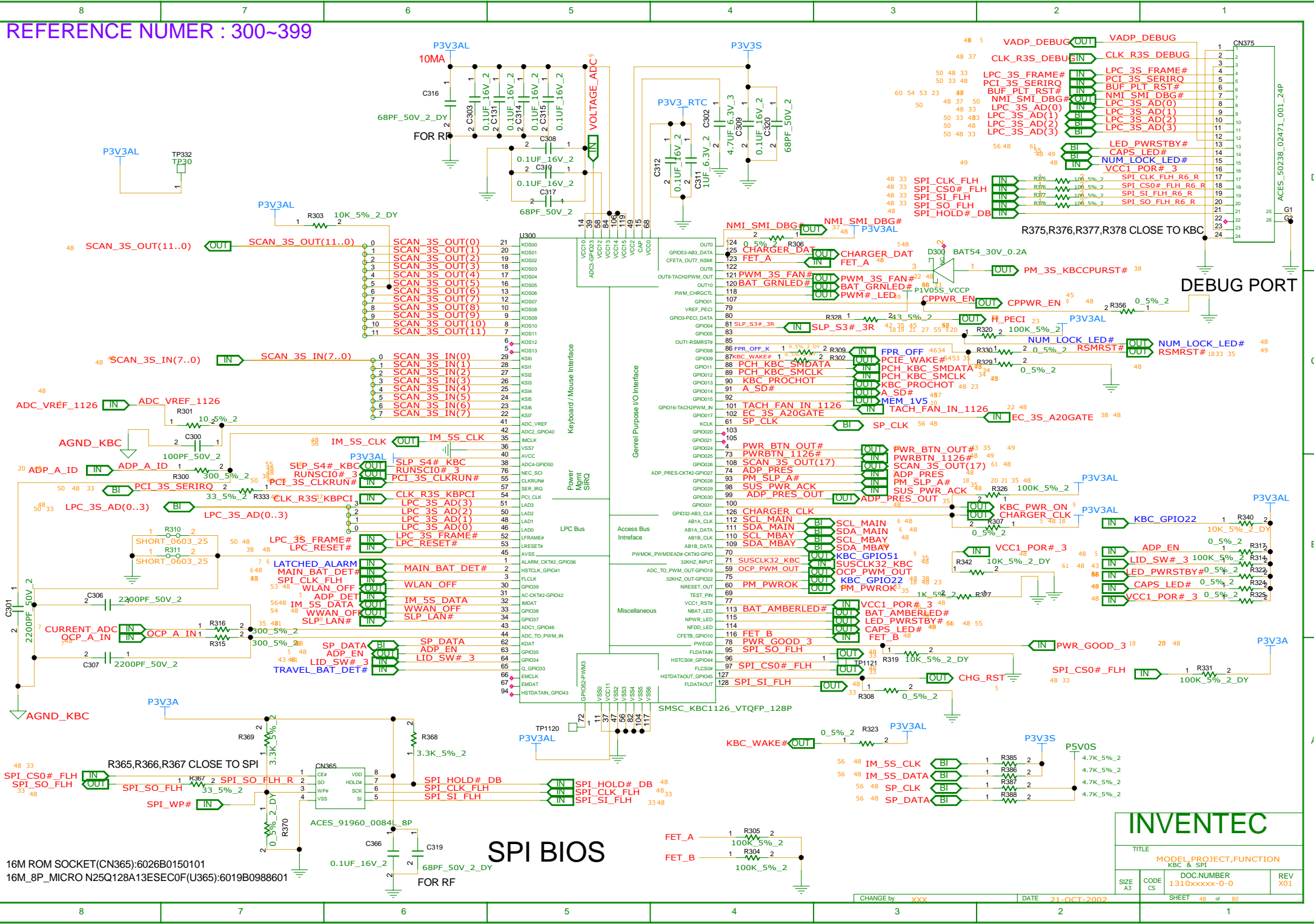
REFERENCE:2200~2249

INVENTEC			
TITLE			
MODEL PROJECT FUNCTION FINGER PRINTER CNTR			
SIZE	CODE	DOC NUMBER	REV
A3	CS	1310xxxxx-0-0	X01
SHEET 46 of 80			



REFERENCE NUMER : 1000~1099

INVENTEC			
TITLE			
MODEL PROJECT,FUNCTION ACCELEMETER			
SIZE A3	CODE CS	DOC NUMBER 1310xxxxx-0-0	REV X01
SHEET 47 of 80			



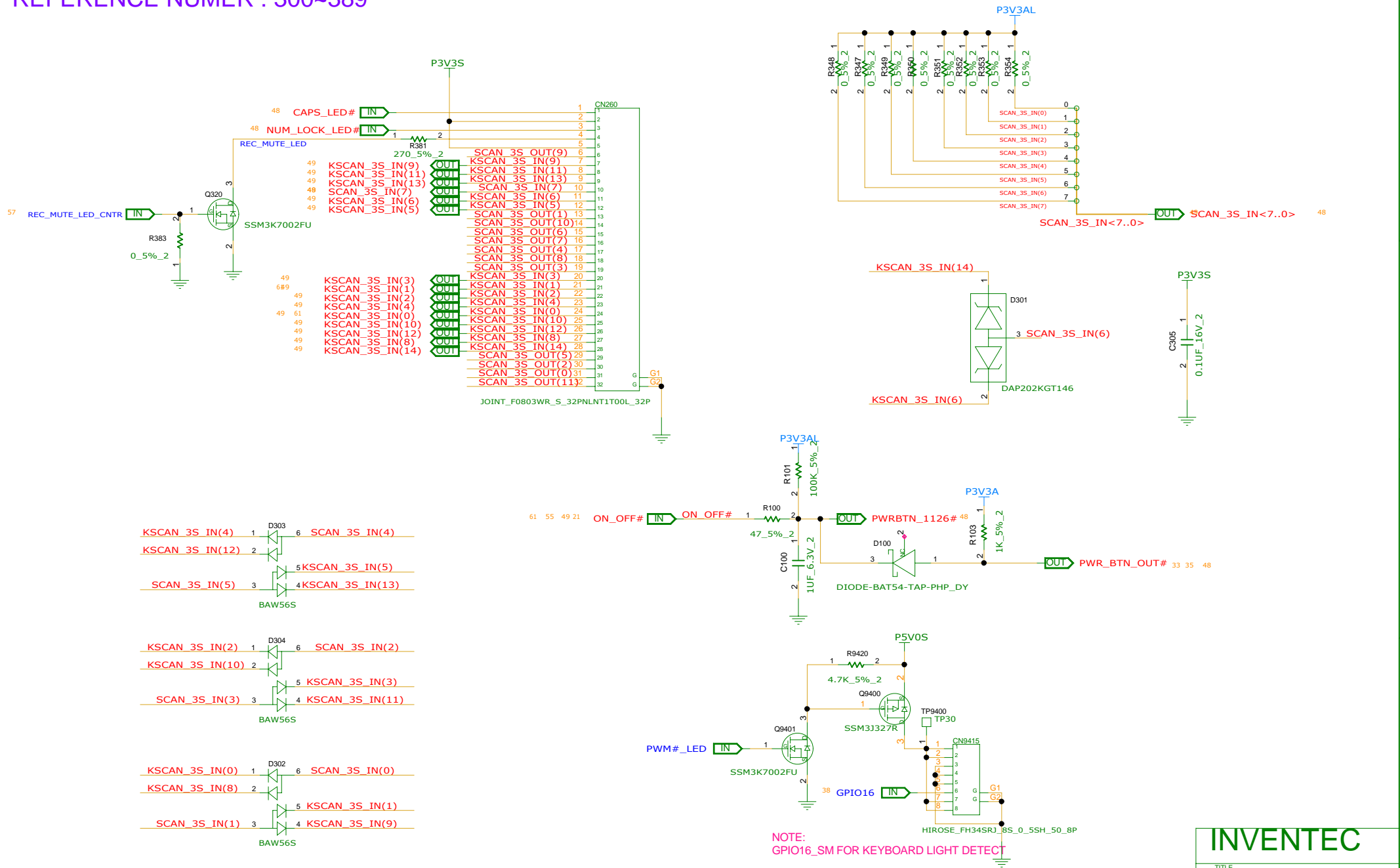
16M ROM SOCKET(CN365):6026B0150101  
16M\_8P\_MICRO N25Q128A13ESEC0F(U365):6019B0988601

# SPI BIOS

INVENTEC			
TITLE			
MODEL, PROJECT, FUNCTION KBC & SPI			
SIZE A3	CODE CS	DOC. NUMBER 1310xxxxx-0-0	REV X01
SHEET 48 of 80			



REFERENCE NUMER : 300~389



## KEYBOARD BACK LIGHT CNTR

INVENTEC

TITLE  
MODEL PROJECT, FUNCTION

DOC NUMBER  
1310xxxxx-0-0

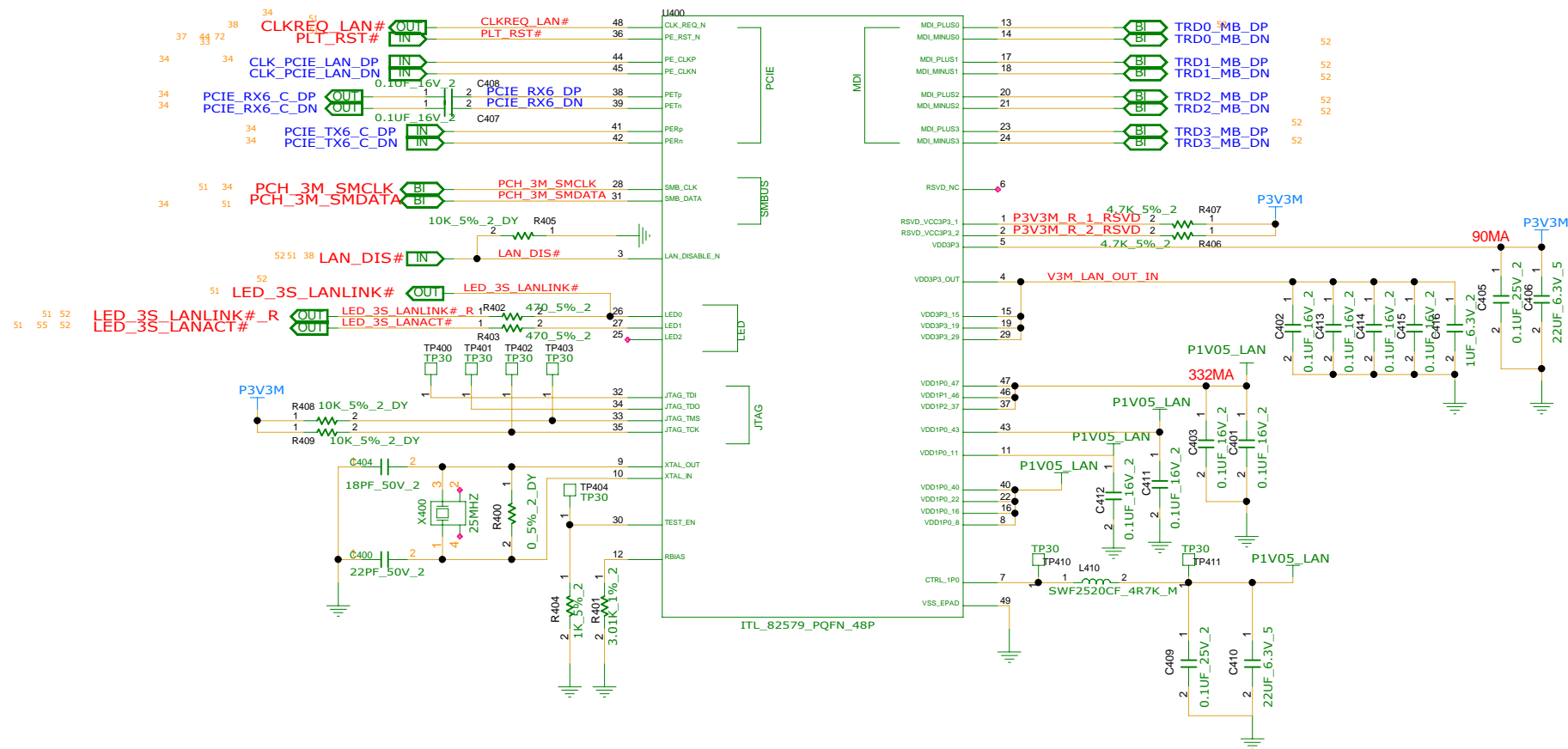
REV  
X01

CHANGE by XXX DATE 21-OCT-2002

SHEET 49 of 80



REFERENCE NUMER : 400~469



INVENTEC

TITLE  
MODEL,PROJECT,FUNCTION  
LAN

DOC NUMBER  
1310xxxx-0-0

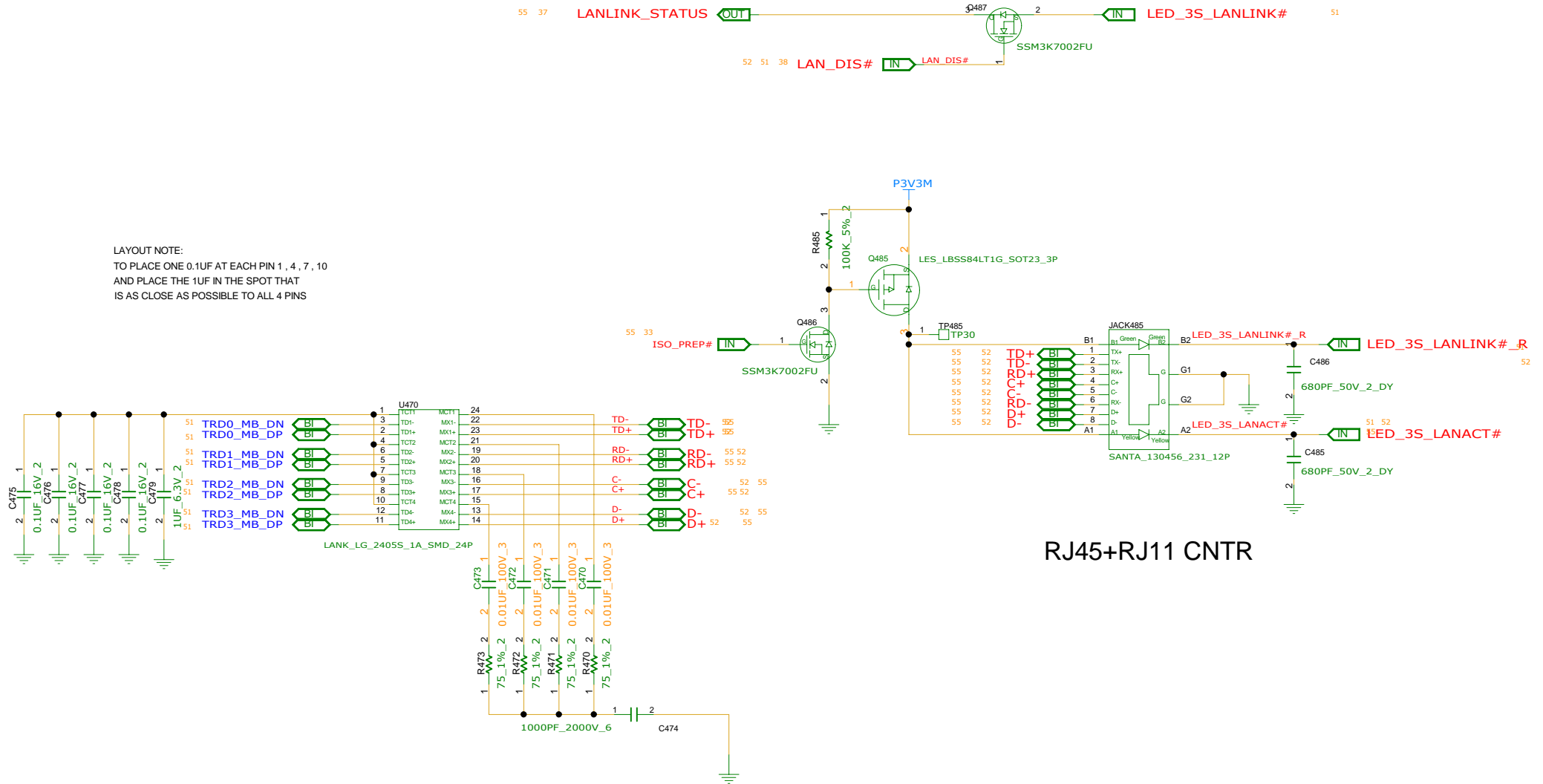
REV  
X01

CHANGE by XXX DATE 21-OCT-2002

SHEET 51 of 80

# REFERENCE NUMER : 470~499

LAYOUT NOTE:  
TO PLACE ONE 0.1UF AT EACH PIN 1 , 4 , 7 , 10  
AND PLACE THE 1UF IN THE SPOT THAT  
IS AS CLOSE AS POSSIBLE TO ALL 4 PINS

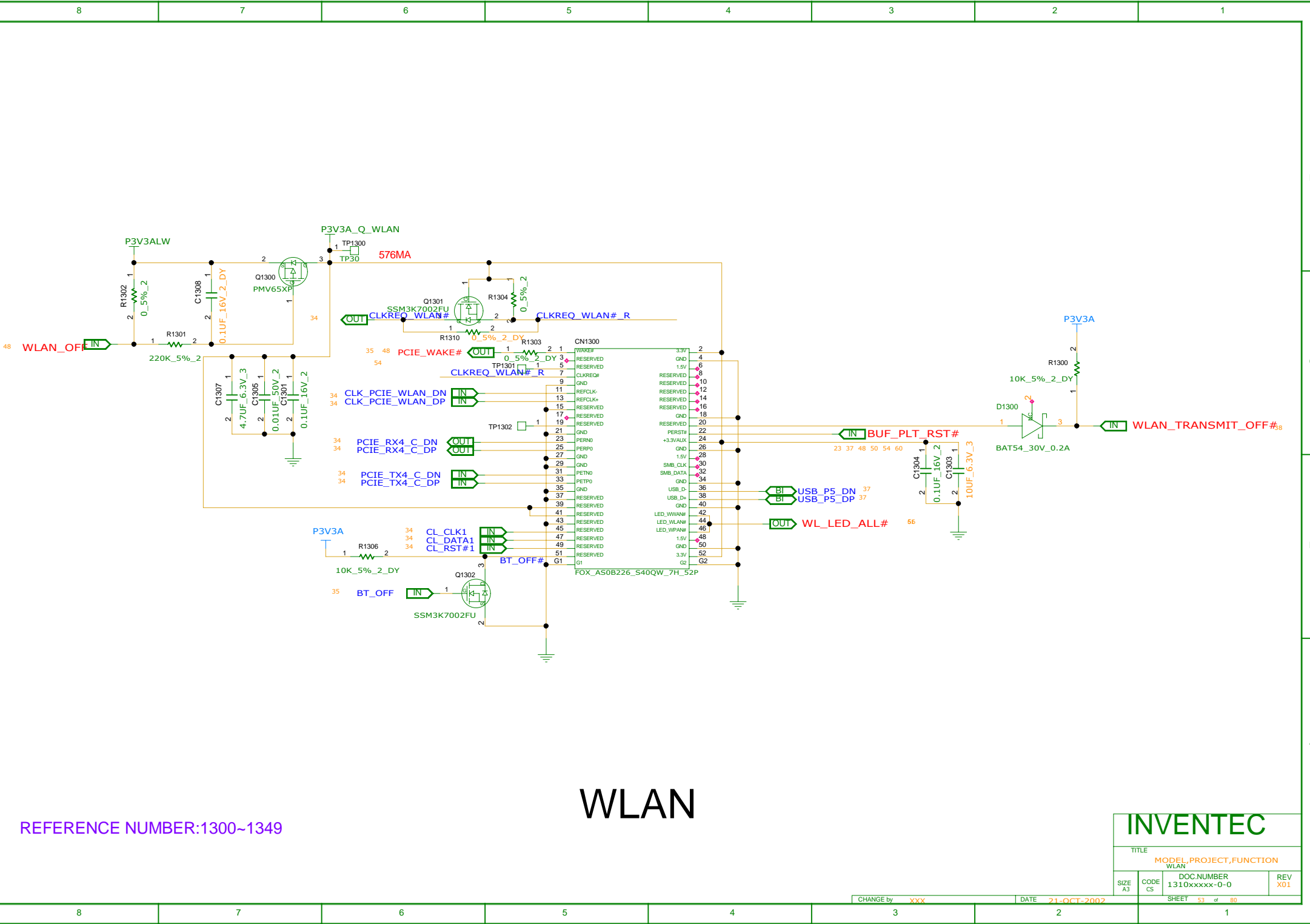


RJ45+RJ11 CNTR

INVENTEC

TITLE			
MODEL PROJECT,FUNCTION			
LAN RJ45+ CNTR			
SIZE	CODE	DOC NUMBER	REV
A3	CS	1310xxxxx-0-0	X01
SHEET 52 of 80			

CHANGE by XXX DATE 21-OCT-2002



INVENTEC

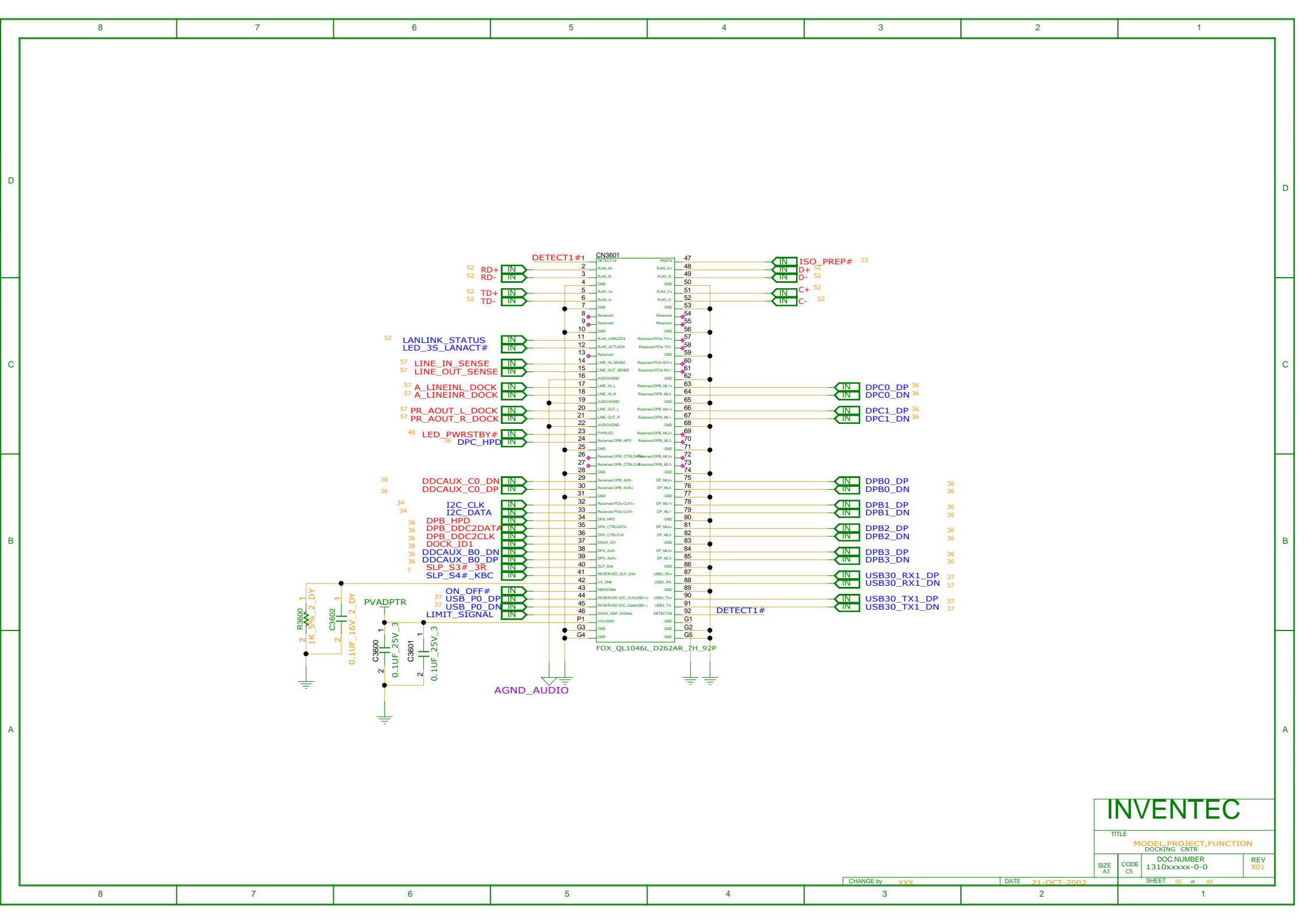
TITLE  
MODEL,PROJECT,FUNCTION  
WLAN

SIZE A3 CODE CS DOC NUMBER 1310xxxx-0-0 REV X01

CHANGE by XXX DATE 21-OCT-2002

SHEET 53 of 80



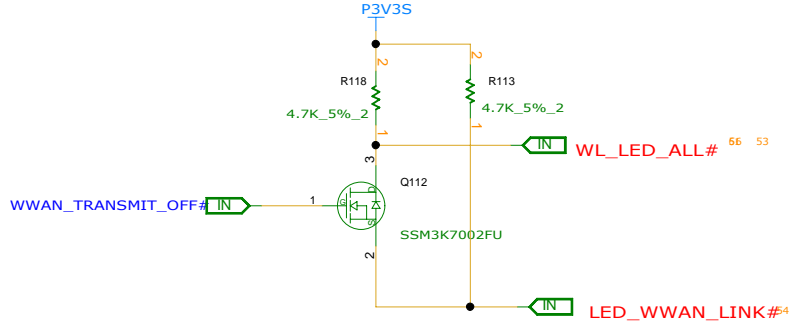


INVENTEC

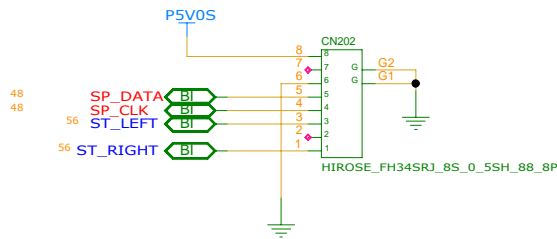
TITLE  
MODEL PROJECT,FUNCTION  
DOCKING CNTR

SIZE	CODE	DOC NUMBER	REV
A3	CS	1310xxxxx-0-0	X01

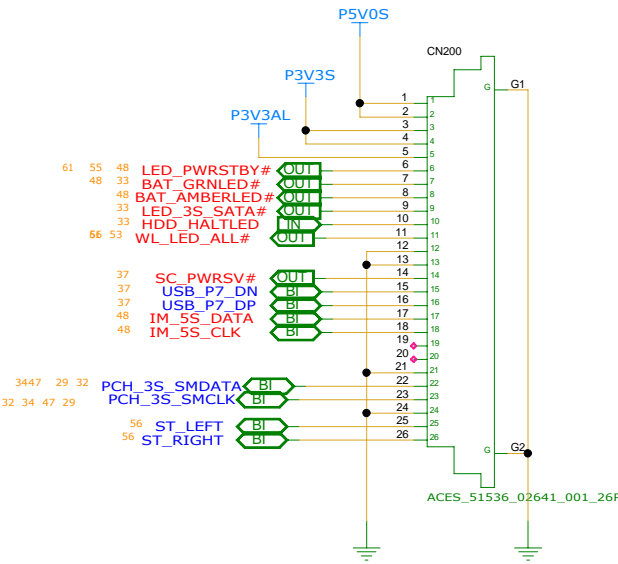
CHANGE by XXX DATE 21-OCT-2002 SHEET 55 of 80



WLAN\_WWAN\_BLUETOOTH\_LED



POINT STICK



SMART CARD

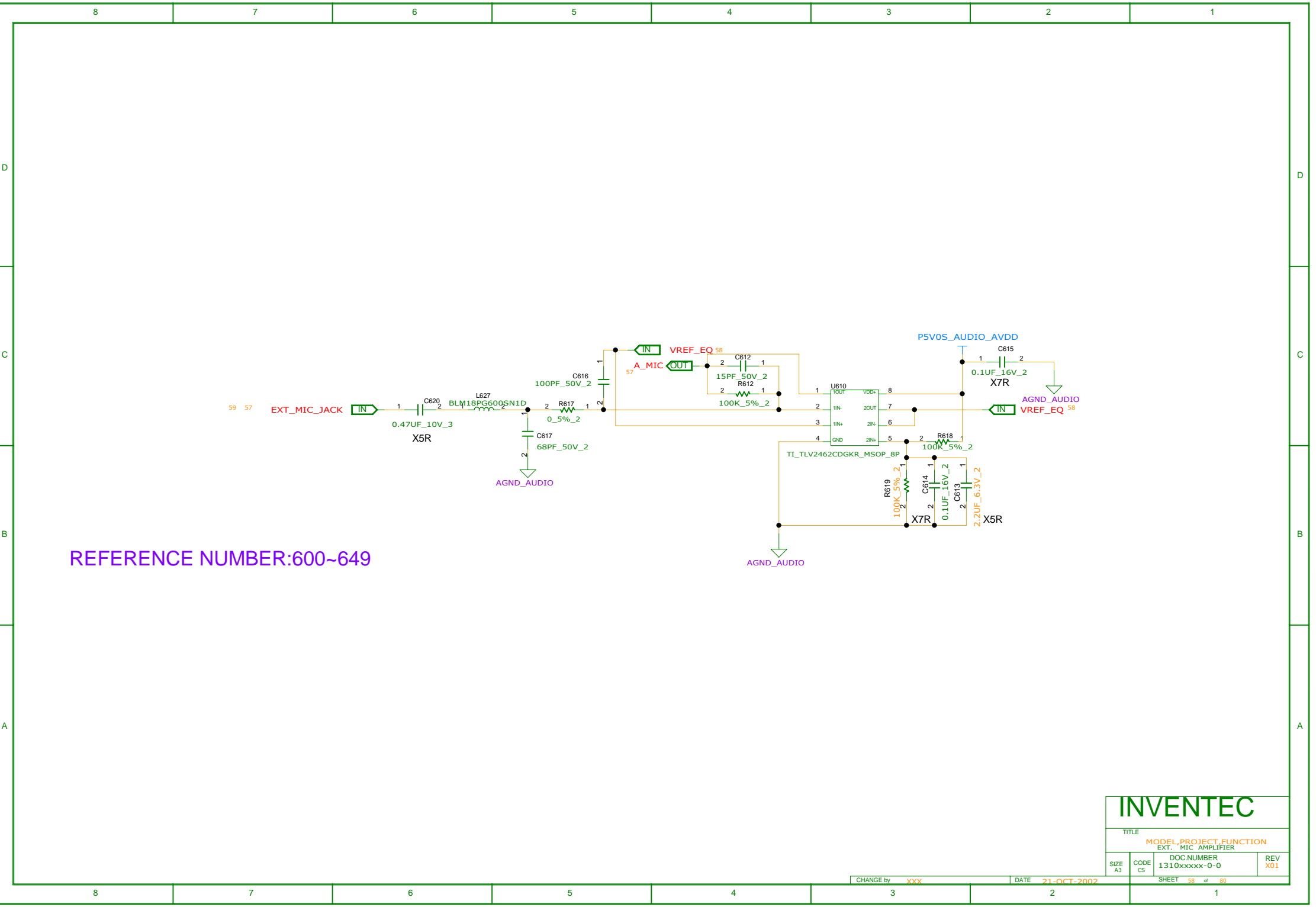
INVENTEC

REFERENCE NUMBER:100~199

TITLE			
MODEL PROJECT FUNCTION STICK POINT & B2B CNTR			
SIZE A3	CODE CS	DOC NUMBER 1310xxxxx-0-0	REV X01
SHEET 56 of 80			







INVENTEC

TITLE			
MODEL,PROJECT,FUNCTION EXT. MIC AMPLIFIER			
SIZE A3	CODE CS	DOC NUMBER 1310xxxxx-0-0	REV X01
SHEET 58 of 80			

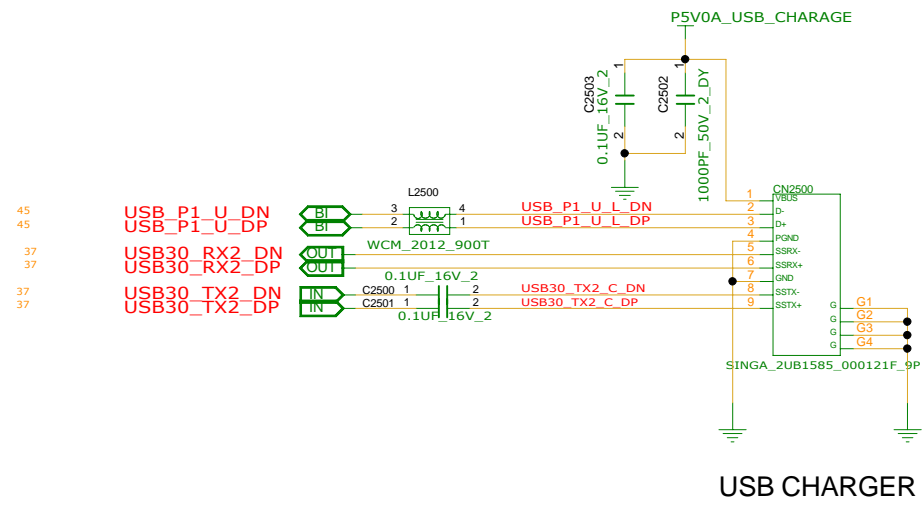
D

D

C

C

REFERENCE NUMBER:2500~2510



USB CHARGER

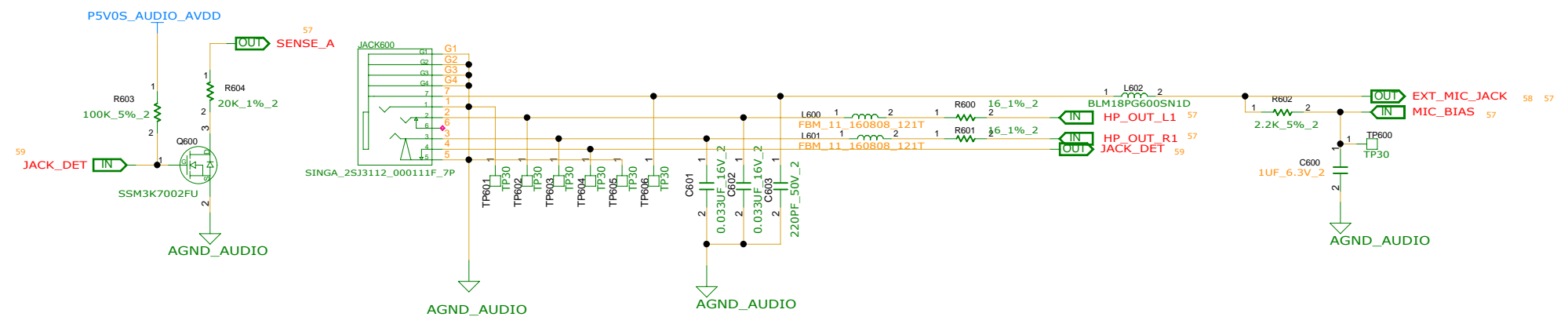
B

B

A

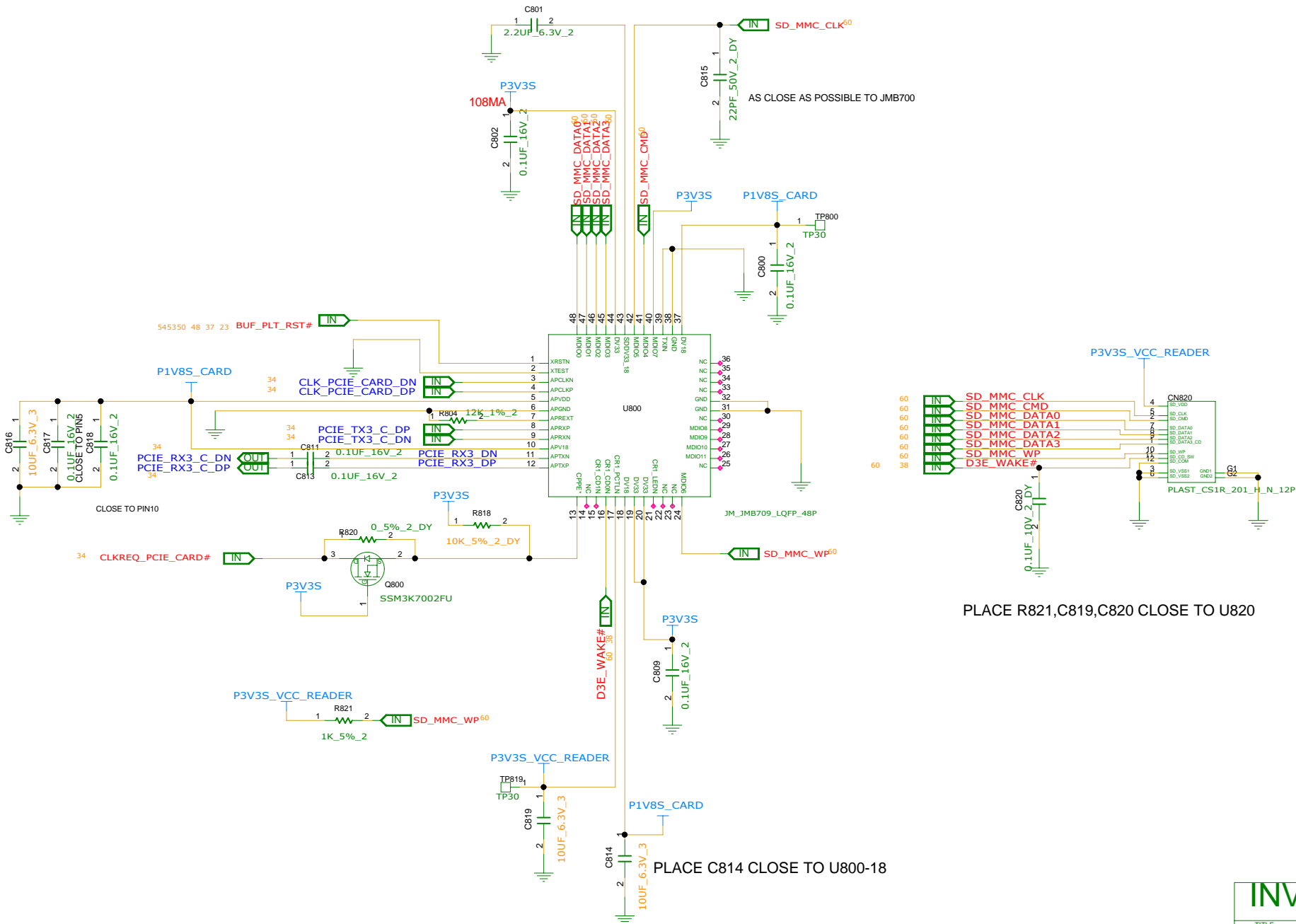
A

REFERENCE NUMBER:600~610



INVENTEC			
TITLE			
MODEL,PROJECT,FUNCTION			
AUDI JACK & USB3.0(LEFT)			
DB			
DOC NUMBER			
1310xxxxx-0-0			
REV			
X01			
SIZE	CODE	SHEET	
A3	CS	59 of 80	

REFERENCE NUMBER:800~899



PLACE R821,C819,C820 CLOSE TO U820

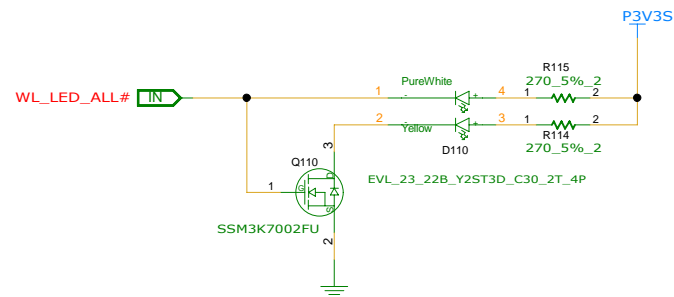
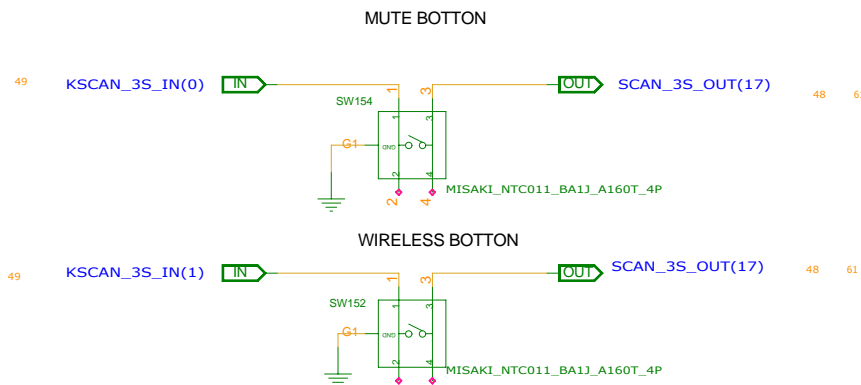
PLACE C814 CLOSE TO U800-18

INVENTEC

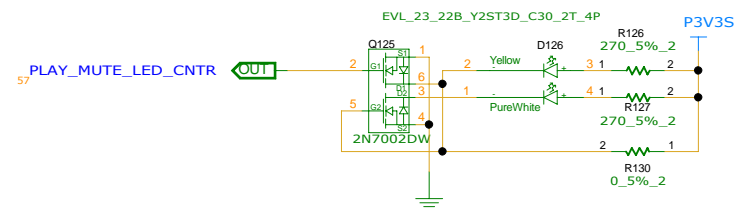
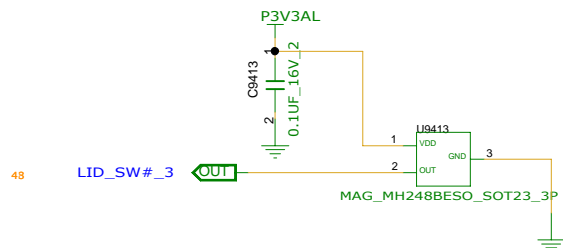
TITLE  
MODEL PROJECT,FUNCTION  
CARD READER

SIZE A3	CODE CS	DOC.NUMBER 1310xxxxx-0-0	REV X01
SHEET 60 of 80			

CHANGE by XXX DATE 21-OCT-2002

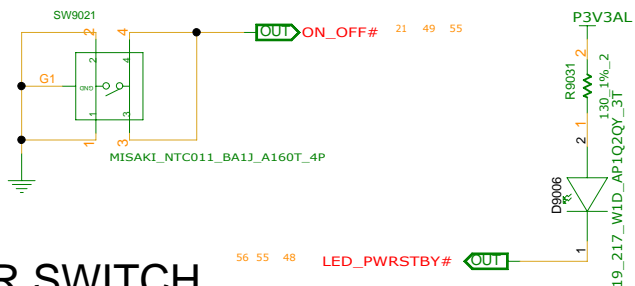


## WIRELESS/BLUETOOTH LED



## MUTE LED

## POWER SWITCH



INVENTEC

TITLE			
MODEL PROJECT,FUNCTION			
SIZE	CODE	DOC NUMBER	REV
A3	CS	1310xxxx-0-0	X01
SHEET 61 of 80			

# SMART CARD DOUGHTER BOARD

REFERENCE NUMBER:9400~9499

TOUCHPAD

SATA LED & HDD-HALTED LED

WIRELESS LED

BATTERY LED

POWER LED

INVENTEC

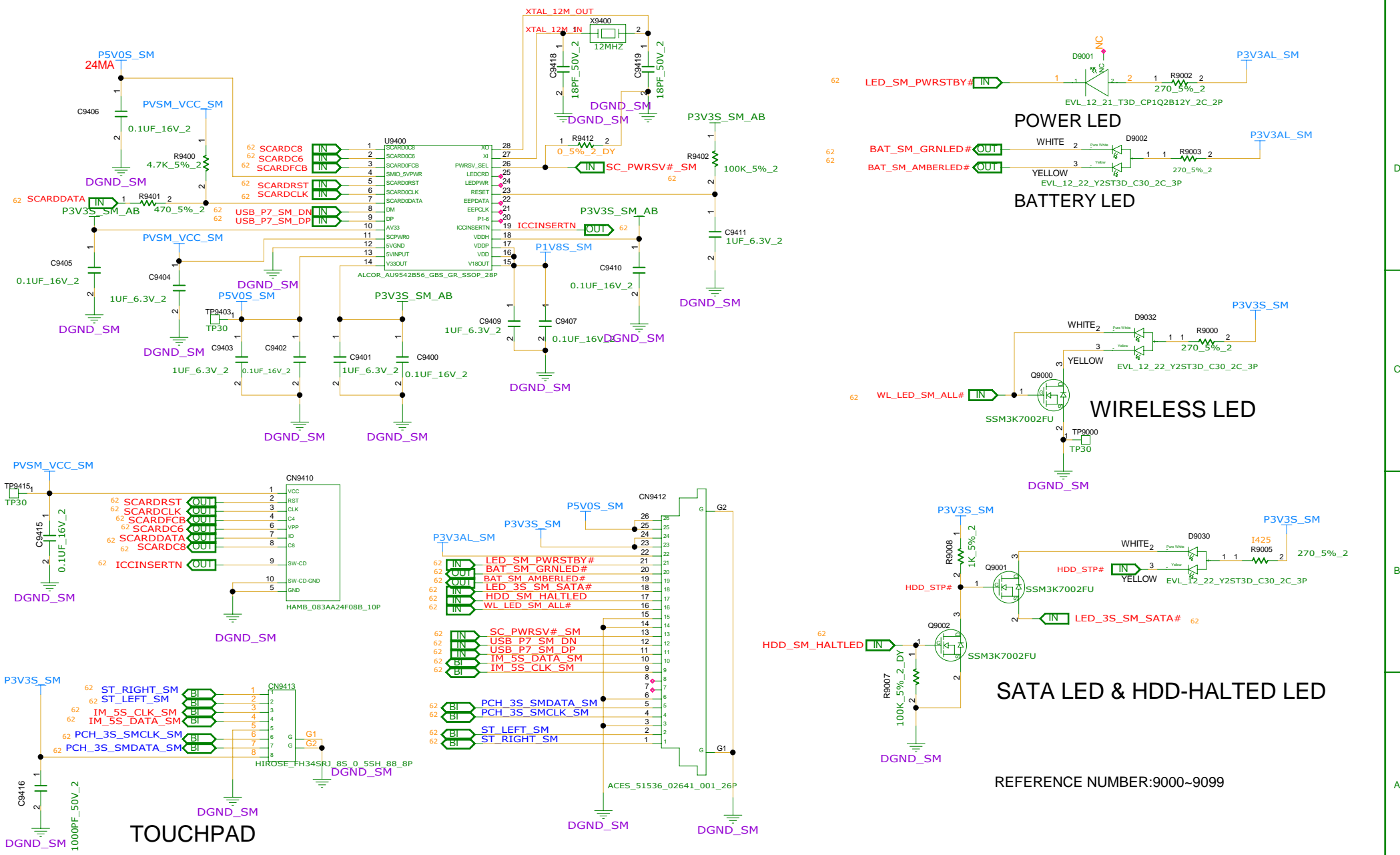
TITLE MODEL PROJECT FUNCTION  
SMART CARD DB

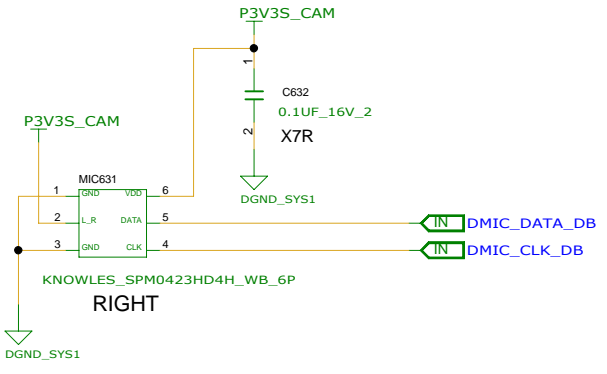
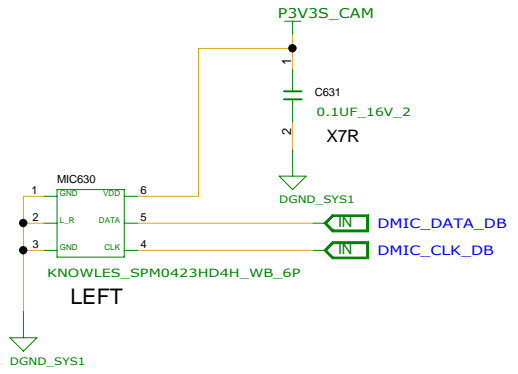
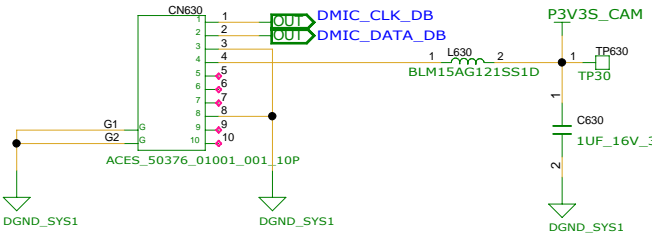
SIZE CODE DOC NUMBER  
A3 CS 1310xxxx-0-0

SHEET 62 of 80 REV X01

DATE 21-OCT-2002

CHANGE by XXX





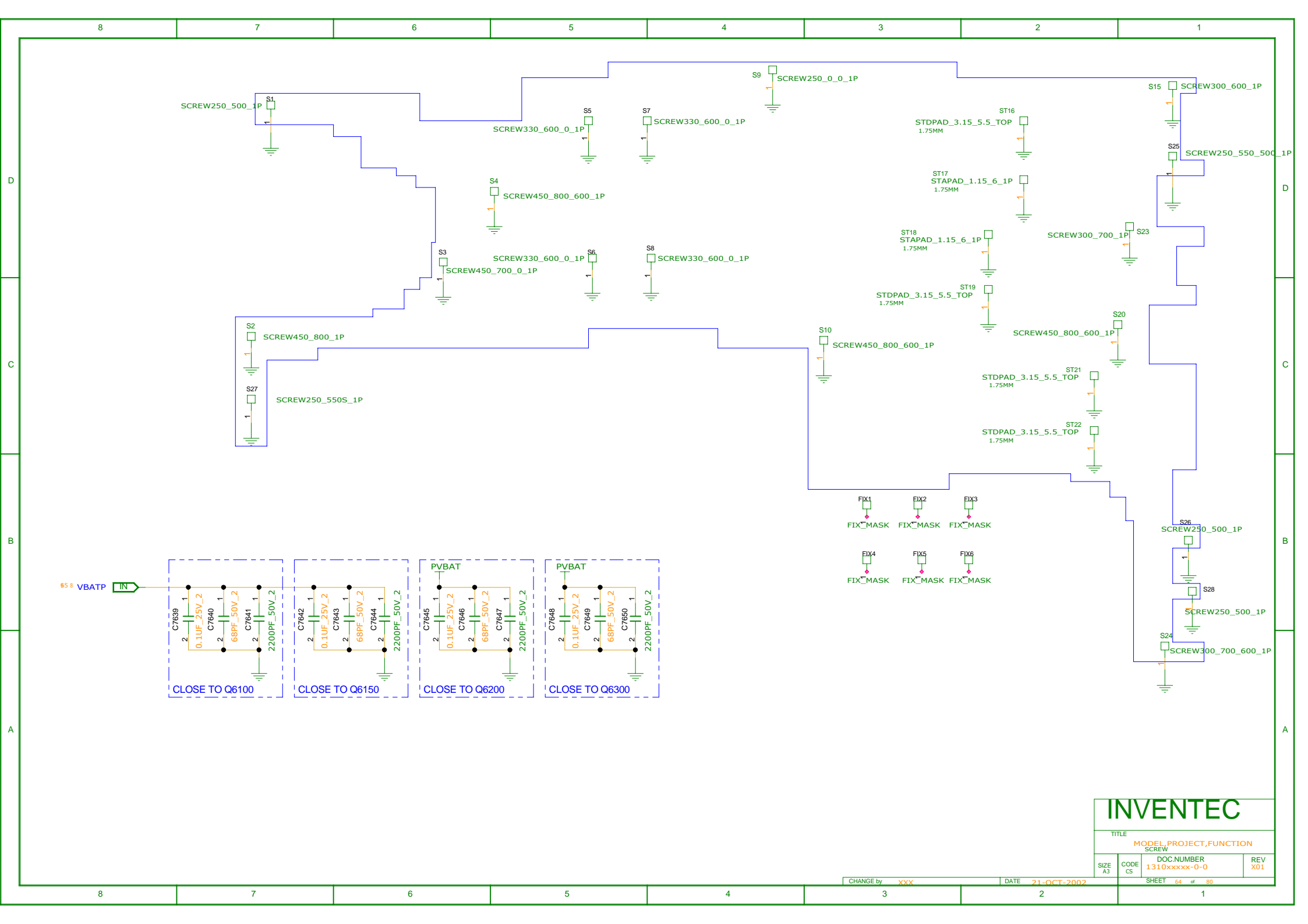
REFERENCE NUMBER:630-639  
MIC DOUGHTER BOARD

FIX630  
FIX\_MASK\_0.8

FIX631  
FIX\_MASK\_0.8

FIX632  
FIX\_MASK\_0.8

INVENTEC			
TITLE			
MODEL PROJECT,FUNCTION			
MIC DB			
SIZE	CODE	DOC NUMBER	REV
A3	CS	1310xxxxx-0-0	X01
SHEET 63 of 80			



INVENTEC

TITLE  
MODEL PROJECT,FUNCTION  
SCREW

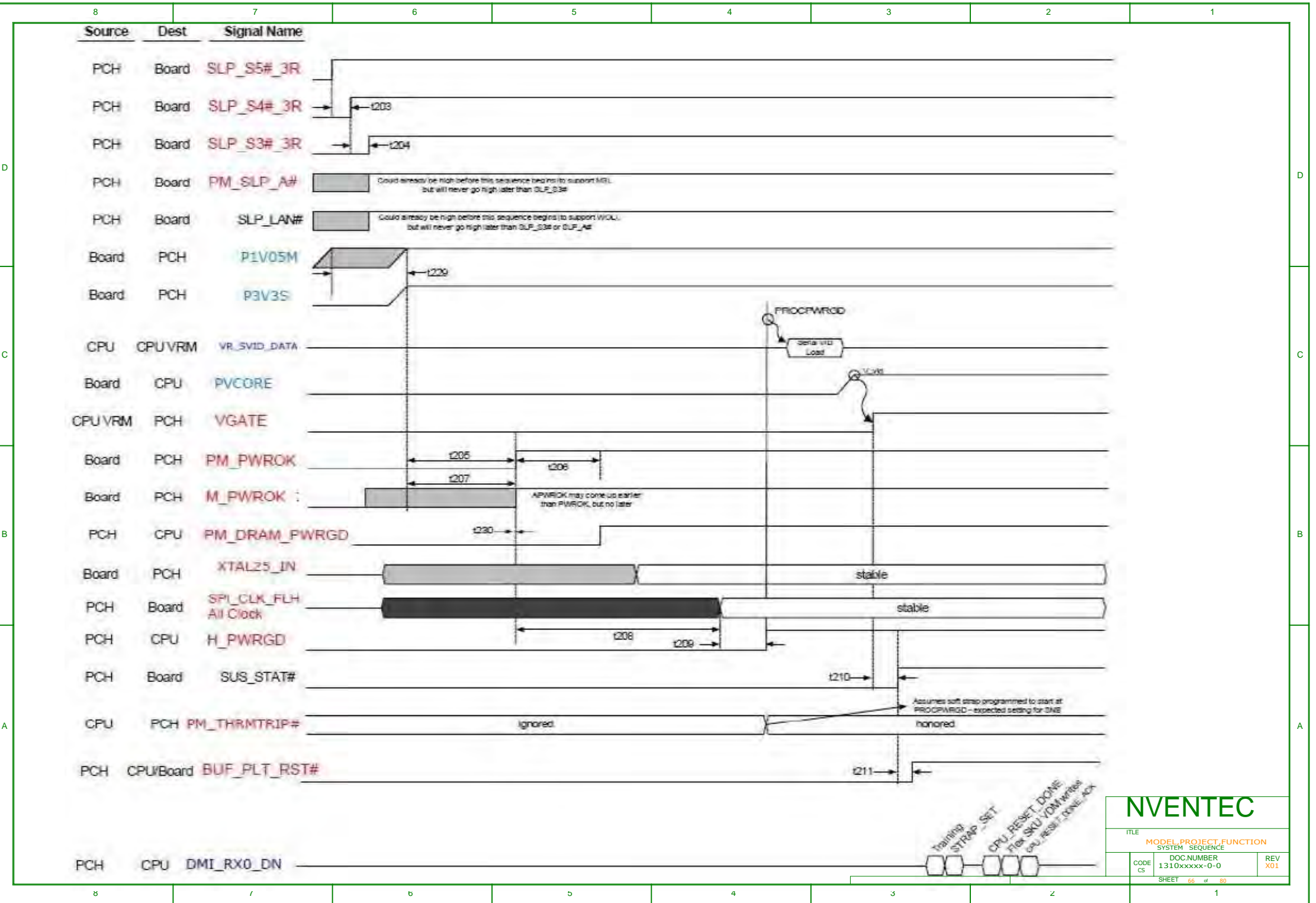
SIZE CODE DOC NUMBER REV  
A3 CS 1310xxxxx-0-0 X01

CHANGE by XXX DATE 21-OCT-2002

SHEET 64 of 80

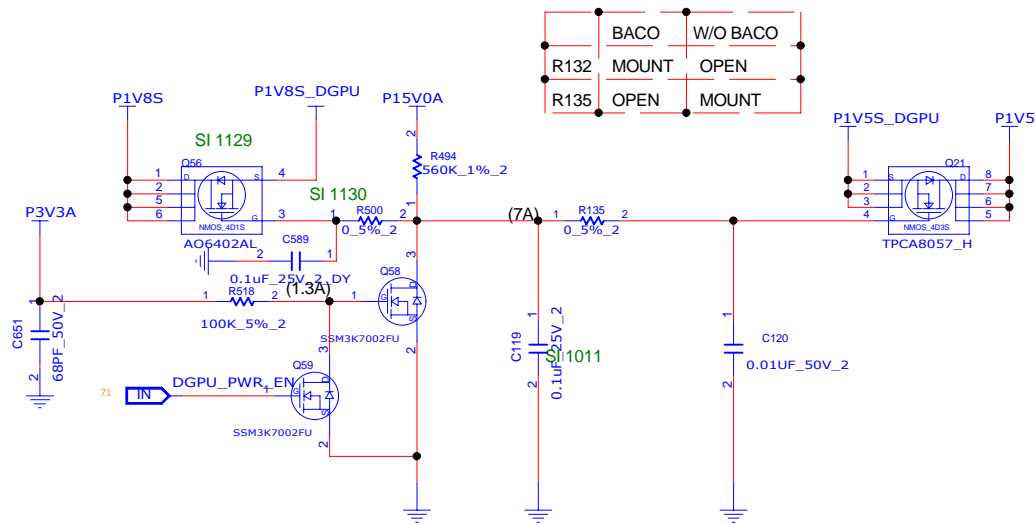




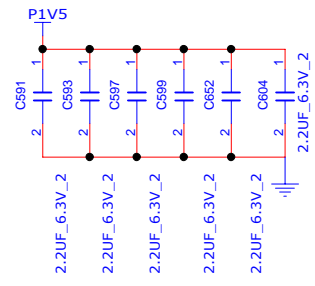








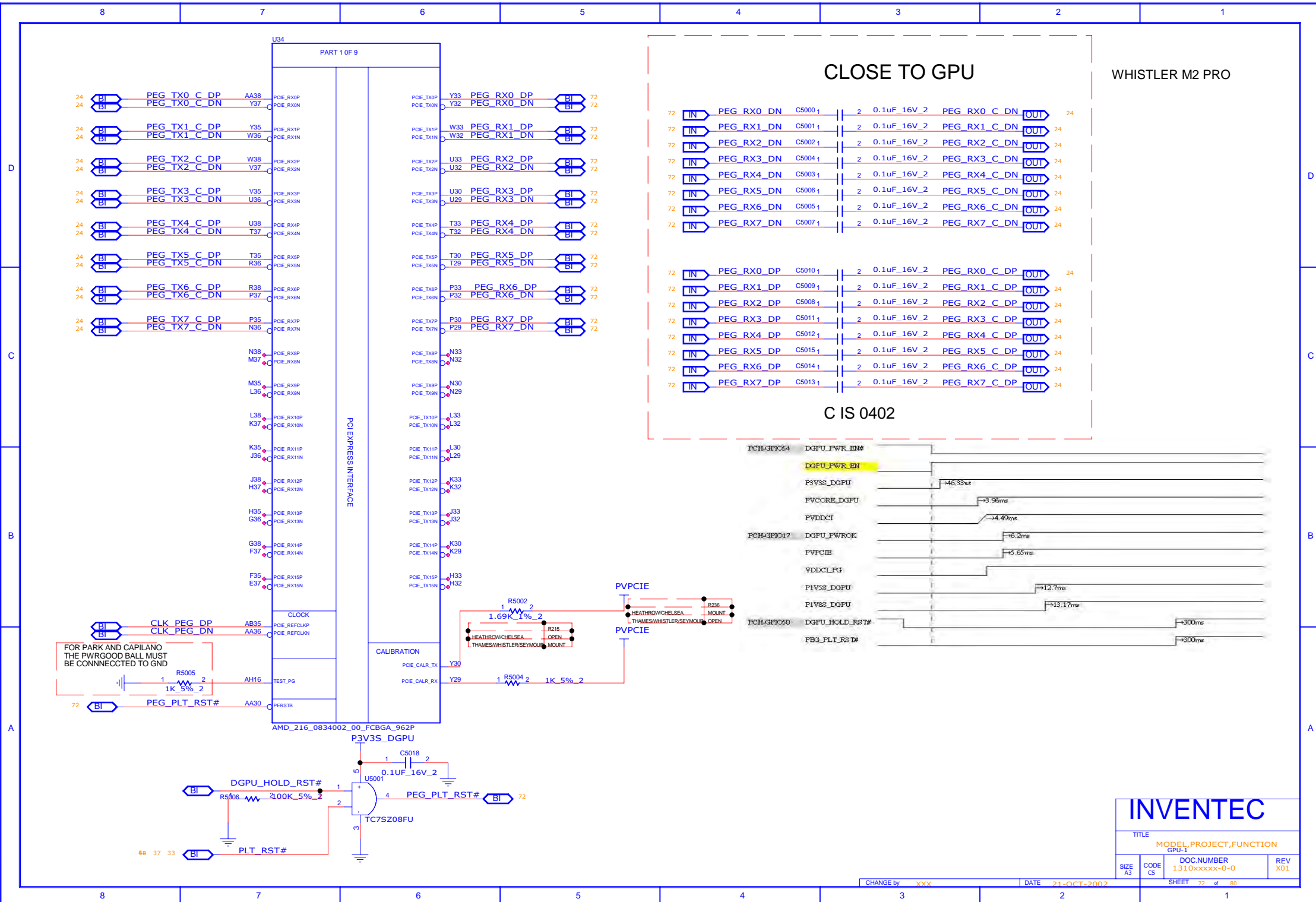
	BACO	W/O BACO
R132	MOUNT	OPEN
R135	OPEN	MOUNT



INVENTEC			
TITLE			
MODEL,PROJECT,FUNCTION			
Block Diagram			
SIZE	CODE	DOC NUMBER	REV
A3	CS	1310xxxxx-0-0	X01
CHANGE by XXX			
DATE 21-OCT-2002			
SHEET 69 of 80			

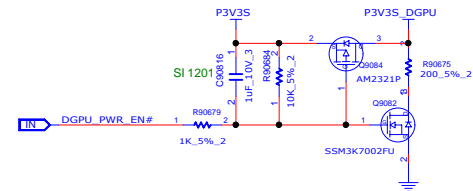
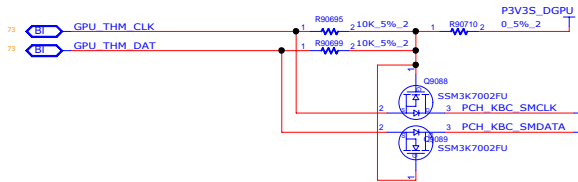




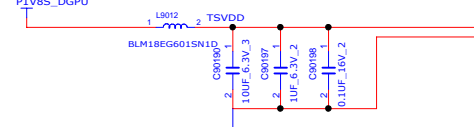
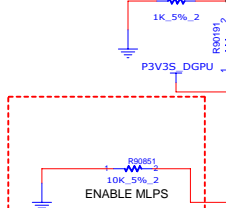
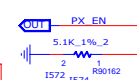
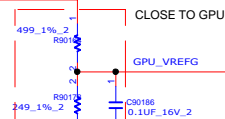
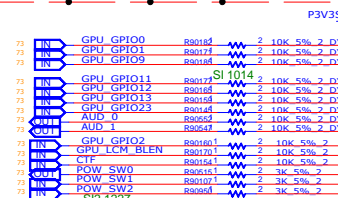








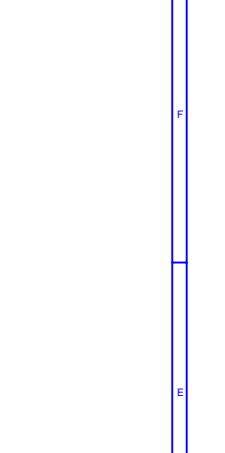
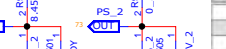

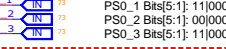

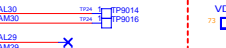
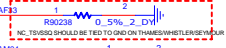

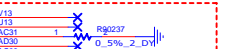
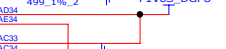


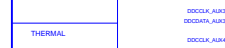
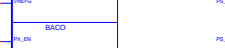
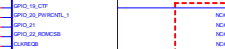
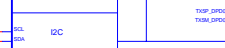
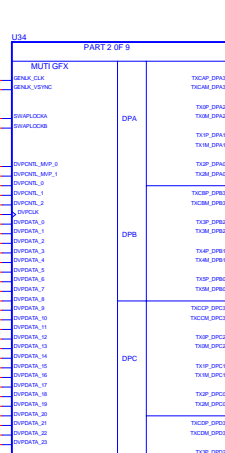
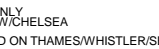
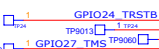
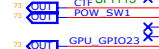
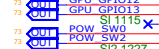
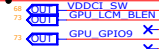
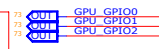
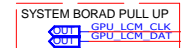
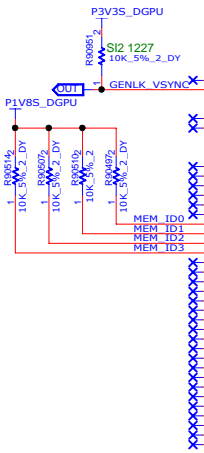
MEM_ID3 (R514)	MEM_ID2 (R507)	MEM_ID1 (R510)	MEM_ID0 (R497)	VENDOR	Die Ver	IEC P/N
0	0	0	0	SAMSUNG(2GB) (K4G20325FC-HC04)	C	6019B0842201
0	0	0	1	SAMSUNG(2GB) (K4G20325FD-FC04) MV NEW	D	6019B0971801
0	0	1	0	HYNIX (2GB)(DEFAULT) (H5GQ24240FR-T2C) MV NEW	VEGA	6019B0843001
0	0	1	1	HYNIX (2GB) (H5GQ24240FR-T2C) MV NEW	A	6019B0971701
0	1	0	0	ELPIDA (2GB) NONE	NONE	NONE



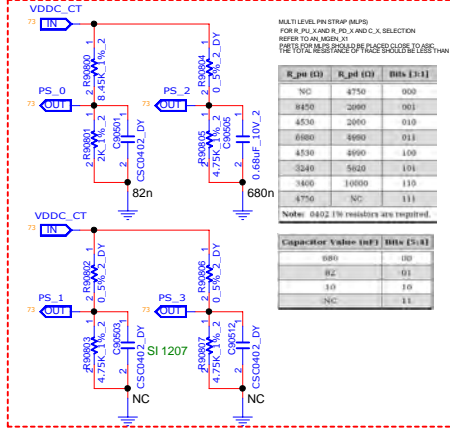
IF GPIO_22_EN = 0, THEN GPIO[13:11] DEFINES THE PRIMARY MEMORY APERTURE SIZE.			
GPIO_13	GPIO_12	GPIO_11	MEMORY APERTURE SIZE
0	0	1	2GB / 1GB (DEFAULT)
1	0	1	RESERVED



THAMES/WHISTLER/SEYMOUR ONLY  
DO NOT INSTALL FOR HEATHROW/CHELSEA  
NC, TS/SVSS0 SHOULD BE TIED TO GND ON THAMES/WHISTLER/SEYMOUR  
PS\_0 SHOULD BE TIED TO GND ON THAMES/WHISTLER/SEYMOUR



PS\_0 Bits[5:1]: 11|001  
PS\_1 Bits[5:1]: 11|000  
PS\_2 Bits[5:1]: 00|000  
PS\_3 Bits[5:1]: 11|000



R <sub>pin</sub> (Ω)	R <sub>pin</sub> (Ω)	Bits [5:1]
NC	4750	000
8450	2000	001
4550	2000	010
6500	5000	011
4550	4000	100
3240	5000	101
3400	10000	110
4750	NC	111

Capacitor Value (nF)	Bits [5:1]
000	000
0.2	001
1.0	100
NC	111


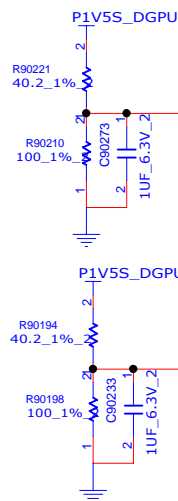
</



# CHANNEL B

## DDR3/GDDR3MEMORY STUFF OPTION

	GDDR5	GDDR3	DDR3
MVDDQ	1.5V	1.8V/1.5V	1.5V
RA	40.2R	40.2R	40.2R
RB	100R	100R	100R



Place all these components vry close to GPU (Within 25mm)  
and keep all component close to each other (within 5mm) except Rser2  
\*\* This basic topology should be used for DRAM\_RST for DDR3/GDDR3/GDDR5  
These Capacitors and Resistor values are an example only.  
The Series R and || Cap values will depend on the DRAM load and will have to be  
calculated for different Memory , DRAM Load and board to pass Reset Signal Spec.

# INVENTEC

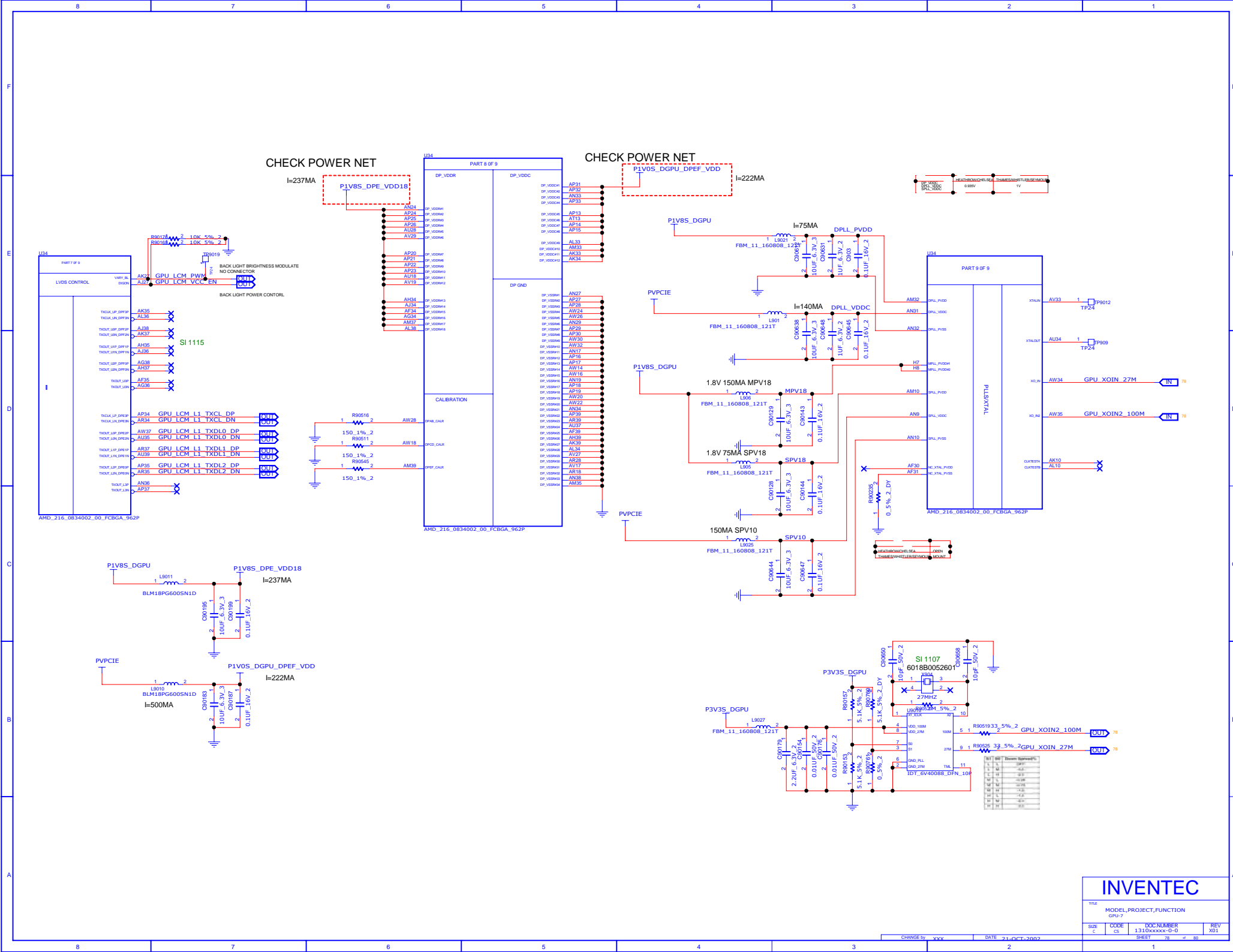
TITLE			
MODEL,PROJECT,FUNCTION			
SIZE	CODE	DOC NUMBER	REV
A3	CS	1310xxxxx-0-0	X01

CHANGE by XXX DATE 21-OCT-2002

SHEET 75 of 80







CHECK POWER NET

I=237MA

CHECK POWER NET

I=222MA

INVENTEC


TITLE			
MODEL/PROJECT/FUNCTION			
GPU-7			
SIZE	CODE	DOC NUMBER	REV
C	IS	1310XAXX-0-0	X01
SHEET		28	OF 80

CHANGE BY: YXX DATE: 21-OCT-2002

# CHANNEL A MEMORY

VENDER	DENSITY	VENDER PN	IEC PN
SAMSUNG	64MX32	K4G20325FD-FC04	6019B0971801
HYNIX	64MX32	H5GQ2H24AFR-T2C	6019B0971701
SAMSUNG	64MX32	K4G20325FC-HC04	6019B0842201
HYNIX	64MX32	H5GQ2H24MFR-T2C	6019B0843001

MOV 0313



INVENTEC

MODEL,PROJECT,FUNCTION

VRAM1 & VRAM2

SIZE

CODE

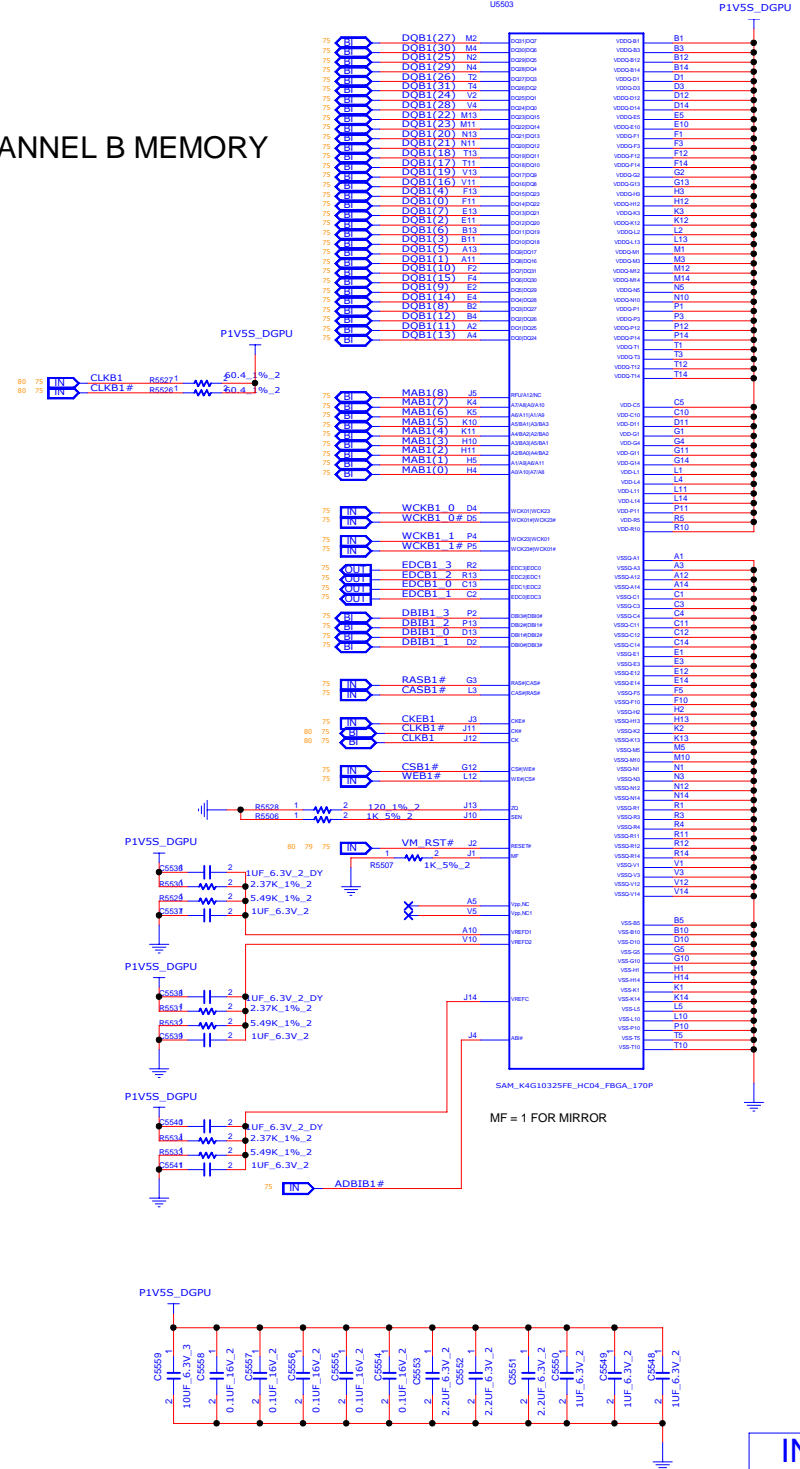
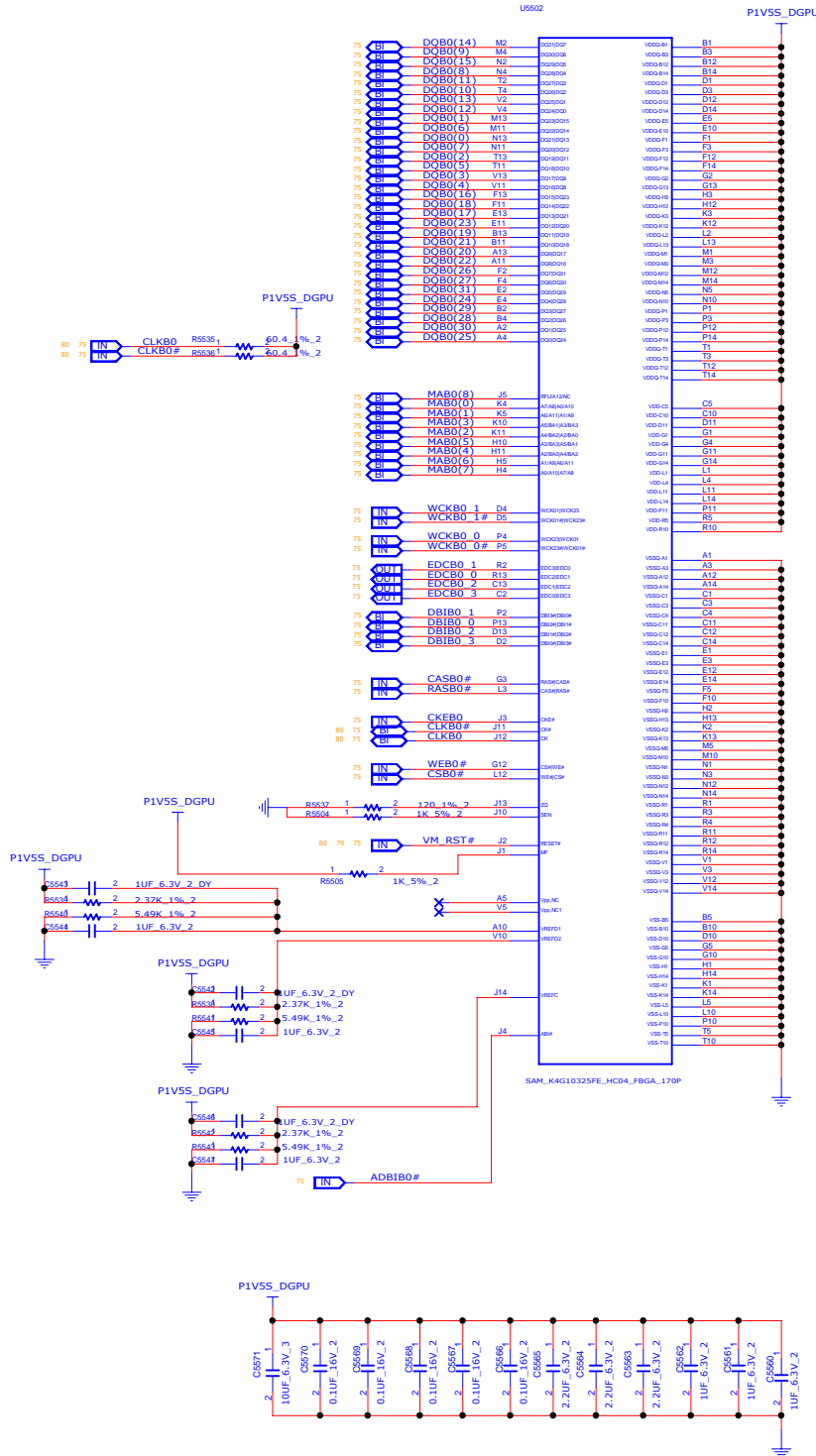
DOC NUMBER

REV

1310

001

# CHANNEL B MEMORY



INVENTEC

TITLE			
MODEL,PROJECT,FUNCTION			
VRANK3 & VRANK4			
SIZE	CODE	DOC NUMBER	REV
C	IS	1310VANK3-0-0	001
SHEET			
1			

CHANGE BY: VXX DATE: 21-JULY-2002